

National Standards Commission



Supplementary Certificate of Approval

No S289


Issued under Regulation 9
of the
National Measurement (Patterns of Measuring Instruments) Regulations

This is to certify that an approval for use for trade has been granted in respect of the

AND Mercury Model FW Digital Indicator

submitted by A & D Mercury Pty Ltd
32 Dew Street
Thebarton SA 5031.

Signed and sealed by a person authorised under Regulation 9 of the National Measurement (Patterns of Measuring Instruments) Regulations to exercise the powers and functions of the Commission under this Regulation.



CONDITIONS OF APPROVAL

This approval is subject to review on or after 1/7/97.

This approval expires in respect of new instruments on 1/7/98.

Instruments purporting to comply with this approval shall be marked NSC No S289 and only by persons authorised by the submittor.

Instruments incorporating a component purporting to comply with this approval shall be marked NSC No S289 in addition to the approval number of the instrument.

It is the submittor's responsibility to ensure that all instruments marked with this approval number are constructed as described in the documentation lodged with the Commission and with the relevant Certificate of Approval and Technical Schedule. Failure to comply with this Condition may attract penalties under Section 19B of the National Measurement Act and may result in cancellation or withdrawal of the approval, in accordance with the Commission's Document 106.

Auxiliary devices used with this instrument shall comply with the requirements of General Supplementary Certificate No S1/0/A.

The values of the performance criteria (maximum number of scale intervals etc.) applicable to an instrument incorporating the pattern approved herein shall be within the limits specified herein and in any approval documentation for the other components.

The Commission reserves the right to examine any instrument or component of an instrument purporting to comply with this approval.

DESCRIPTIVE ADVICE

Pattern: approved 16/6/92

. An AND Mercury model FW digital mass indicator.

Variant: approved 16/6/92

1. Model FV indicator.

Technical Schedule No S289 describes the pattern and variant 1.

FILING ADVICE

The documentation for this approval comprises:

Supplementary Certificate of Approval No S289 dated 28/8/92
Technical Schedule No S289 dated 28/8/92 (incl. Table 1 and Test
Procedure)
Figures 1 and 2 dated 28/8/92



National Standards Commission

TECHNICAL SCHEDULE No S289

Pattern: AND Mercury Model FW Digital Indicator.

Submittor: A & D Mercury Pty Ltd
32 Dew Street
Thebarton SA 5031.

1. Description of Pattern

- An AND Mercury model FW digital mass indicator approved for use with up to 3000 verification scale intervals (Table 1), and which may be fitted with input/output sockets for the connection of auxiliary and/or peripheral devices.

Instruments may be as shown in Figures 1 and 2, or in alternative housings.

1.1 Zero

Zero is automatically set to within $\pm 0.25e$ whenever the instrument comes to rest within $\pm 0.5e$ of zero. If the instrument comes to rest outside that range but within the zero setting range, zero may be set by pressing the zero button.

The initial zero-setting device has a nominal range of $\pm 3.6\%$.

1.2 Display Check

A display check is initiated whenever power is applied.

1.3 Tare

- A semi-automatic subtractive taring device of up to maximum capacity may be fitted.

1.4 Counting Facility

Instruments may be fitted with a counting facility for determining the number of items, of nominally equal mass, from the mass of a quantity of the items. The unit mass of an item must be entered by weighing a sample of 5, 10, 20, 50 or 100 items.

1.5 Set Point

Instruments may be fitted with a set point function, whereby HI and LO set points may be entered by means of the SET, HI/LO/S.SIZE and MODE (or UNIT) buttons.

1.6 Verification/Certification Provision

Provision is made for a verification/certification mark to be applied.

1.7 Markings

Instruments are marked with the following data, together in one location:

Manufacturer's name or mark	
Serial number	
Accuracy class	Ⓜ
Maximum capacity	Max *
Minimum capacity	Min *
Verification scale interval	e = d = *
Maximum subtractive tare	T = -
NSC approval numbers - indicator	NSC No S289
- other components #

- * Repeated in the vicinity of each reading face.
- # May be located separately from the other markings.

2. Description of Variant 1

As a model FV indicator (Figures 1 and 2, and Table 1).

TABLE 1


Type: AND Mercury	FW [FV]
Maximum number of verification scale intervals	3000 [3000]
Minimum sensitivity	0.44 [1.2] x 10 ⁻³ mV/scale interval
Excitation voltage	5 [5] V DC
Minimum load impedance	87.5 [175] ohms
Maximum excitation current	57.5 [28.5] mA

TEST PROCEDURE

Instruments shall be tested in conjunction with any tests specified in the approval documentation for the instrument to which the pattern is connected, as appropriate, and in accordance with any relevant tests specified in the Inspector's Handbook.

The maximum permissible errors applicable are those applicable to the system to which the instrument approved herein is fitted, as stated in the approval documentation for the system.


FIGURE S289 - 1



S289
28/8/92

AND Mercury Model FW/FV Digital Indicator

FIGURE S289 - 2



ANCO Mercury Model FW/FV Digital Indicator