



NATIONAL STANDARDS COMMISSION

NATIONAL MEASUREMENT (PATTERNS OF INSTRUMENTS) REGULATIONS

REGULATION 9

SUPPLEMENTARY CERTIFICATE OF APPROVAL No S112A

This is to certify that an approval for use for trade has been granted in respect of the pattern and variant of the

Toledo Model 0723 Load Cell

submitted by Toledo Scale (Australia) Ltd
525 Graham Street
Port Melbourne Vic 3207.

This Certificate is issued upon completion of a review of NSC approval No S112.

CONDITIONS OF APPROVAL

This approval is subject to review on or after 1/2/92.
This approval expires in respect of new instruments on 1/2/93.

Instruments incorporating a load cell purporting to comply with this approval shall be marked NSC No S112A in addition to the approval number of the instrument.

This approval may be withdrawn if load cells are constructed other than in accordance with the drawings and specifications lodged with the Commission.

The number of scale intervals applicable to the weighing instrument shall be no greater than the number of verification scale intervals approved for the basework or the load cell(s) or the indicator, whichever is the smallest.

The load cells used shall be subject to regular certification by the Commission.

Signed

Executive Director

Descriptive Advice

Pattern: approved 21/1/87

. Toledo model 0723 load cell of 22.7 kg capacity.

Variant: approved 21/1/87

1. Of various capacities as listed in Table 1.

Technical Schedule No S112A describes the pattern and variant.

Filing Advice

The documentation for this approval comprises:

Supplementary Certificate of Approval No S112A dated 11/5/87
Technical Schedule No S112A dated 11/5/87
Figures 1 and 2 dated 11/5/87



NATIONAL STANDARDS COMMISSION

TECHNICAL SCHEDULE No S112A

Pattern: Toledo Model 0723 Load Cell

Submitter: Toledo Scale (Australia) Ltd
525 Graham Street
Port Melbourne Vic 3207

1. Description of Pattern

The pattern is a Toledo model 0723 load cell of 22.7 kg capacity (refer Figure 1 and Table 1).

1.1 Method of Mounting

Mounting is to be in accordance with the manufacturer's instructions.

Figure 2 shows typical mounting methods.

Method (c) - Either:

- (i) A separate digital indicator is connected to each of the 2 load cells, to provide backup in the event of failure of either cell. Both load cell/indicator systems must be verified; or
- (ii) Both load cells are connected in parallel to the one indicator.

In both cases the load applied to each cell is $\frac{1}{2}$ the load at the pull rod.

1.2 Marking

The following is the minimum data required to be marked on the load cell:

Manufacturer's name or mark
Model number
Serial number
NSC approval number
Maximum rated capacity

NSC No S112A

2. Description of Variant 1

Of various capacities as listed in Table 1.

TABLE 1

Type: Toledo 0723

Maximum capacity	2 kg		7 kg		11.4 kg		22.7 kg		45.4 kg		91 kg	
Maximum number of verification scale intervals	(a) 4000	(a) 4000	(a) 4000	(a) 4000	(a) 4000	(a) 4000	(a) 4000	(a) 4000	(a) 4000	(a) 4000	(a) 4000	(a) 4000
	(b) 4000	(b) 4000	(b) 4000	(b) 4000	(b) 4000	(b) 4000	(b) 4000	(b) 4000	(b) 4000	(b) 4000	(b) 4000	(b) 4000
	(c) 4000	(c) 4000	(c) 4000	(c) 4000	(c) 4000	(c) 4000	(c) 4000	(c) 4000	(c) 4000	(c) 4000	(c) 3000	(c) 3000
	(d) 4000	(d) 4000	(d) 4000	(d) 4000	(d) 4000	(d) 4000	(d) 3500	(d) 3500	(d) 3500	(d) 3500	(d) 1500	(d) 1500
Minimum value of verification scale interval	(a) 0.00015 kg	(a) 0.00053 kg	(a) 0.00086 kg	(a) 0.00100 kg	(a) 0.00100 kg	(a) 0.00100 kg	(a) 0.0017 kg	(a) 0.0034 kg	(a) 0.0068 kg	(a) 0.0100 kg	(a) 0.0100 kg	(a) 0.0100 kg
	(b) 0.00020 kg	(b) 0.00100 kg	(b) 0.00190 kg	(b) 0.00200 kg	(b) 0.00200 kg	(b) 0.00200 kg	(b) 0.0040 kg	(b) 0.0087 kg	(b) 0.0174 kg	(b) 0.0348 kg	(b) 0.0696 kg	(b) 0.1392 kg
	(c) 0.00018 kg	(c) 0.00063 kg	(c) 0.00126 kg	(c) 0.00158 kg	(c) 0.00158 kg	(c) 0.00158 kg	(c) 0.00316 kg	(c) 0.00632 kg	(c) 0.01264 kg	(c) 0.02528 kg	(c) 0.05056 kg	(c) 0.10112 kg
	(d) 0.00020 kg	(d) 0.00100 kg	(d) 0.00200 kg	(d) 0.00250 kg	(d) 0.00250 kg	(d) 0.00250 kg	(d) 0.00500 kg	(d) 0.01000 kg	(d) 0.02000 kg	(d) 0.04000 kg	(d) 0.08000 kg	(d) 0.16000 kg
Output rating (nominal)	2 mV/V		2 mV/V		2 mV/V		2 mV/V		2 mV/V		2 mV/V	
Input impedance (± 35 ohms)	425 ohms		425 ohms		425 ohms		425 ohms		425 ohms		425 ohms	
Supply voltage (AC or DC)	15 V		15 V		15 V		15 V		15 V		15 V	

Note: All cells are supplied with a 6-pin socket, to which any length of 6-lead shielded cable may be connected to form a 6-wire connection system.

- (a) Instruments with automatic zero track - multi cell applications
- (b) Instruments with automatic zero track - single cell applications
- (c) Instruments without automatic zero track - multi cell applications
- (d) Instruments without automatic zero track - single cell applications

National Standards Commission



NOTIFICATION OF CHANGE

VARIOUS CERTIFICATES OF APPROVAL

The following changes are made to the approval documentation for various approvals

submitted by Toledo Scale (Australia) Ltd
 525 Graham Street
 Port Melbourne VIC 3207.

In the Certificates and Technical Schedules listed overleaf, the following changes should be made: (Note: Only current approvals are listed.)

1. The submitter should be changed to read;

 Mettler Toledo Limited

 (the address remains unchanged)

2. All references to 'Toledo' instruments or components should be amended to read 'Toledo (or Mettler or Mettler Toledo)'.

NOTE: Any 'Toledo' instrument or component described in the approval documentation may now also be known as 'Mettler or Mettler Toledo'.

APPROVAL NUMBER	PATTERN
6/4C/65	8214 Weighing Instrument
6/4C/68	8215 Weighing Instrument
6/4D/242	8421 Weighing Instrument
6/9C/2A	2191 Weighing Instrument
6/9C/24A	2503 Weighing Instrument
6/9C/28	2020 Weighing Instrument
6/9C/24A	2985 Weighing Instrument
6/9C/76	2295 Weighing Instrument
6/9C/87	2375 Weighing Instrument
6/9C/97	2155 Weighing Instrument
6/9C/98	9118 Weighing Instrument
6/9C/206	6303 Weighing Instrument
6/9C/231	1938 Weighing Instrument
6/10B/46A	7560 Weighing Instrument
6/14B/9A	2352 Hopper Weighing Instrument
6/18/21	2299 Overhead Weighing Instrument
S253	8530 Digital Indicator
S266	8520 Digital Indicator
S283	8510 Digital Indicator
S111A	0721 Load Cell
S112A	0723 Load Cell
S143	0752 Load Cell
S172	0725 Load Cell
S211	0742 Load Cell
S252	0760 Load Cell
S264	0752 Load Cell
S268	RLC 5000 Load Cell

Signed and sealed by a person authorised under Regulation 9 of the National Measurement (Patterns of Measuring Instruments) Regulations to exercise the powers and functions of the Commission under this Regulation.





FIGURE S112A - 1



Typical 0723 Load Cell

Typical Mounting Methods

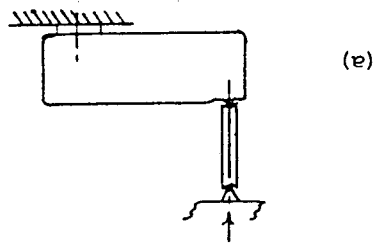
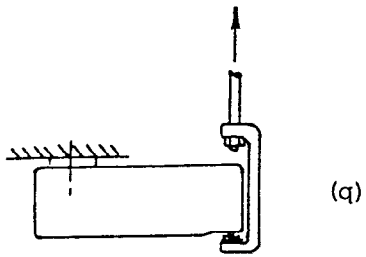
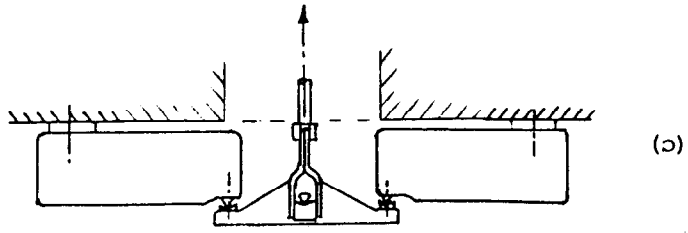


FIGURE S112A - 2