

NATIONAL STANDARDS COMMISSION

12 LYONPARK ROAD NORTH RYDE SYDNEY N.S.W.

Correspondence: Executive Officer
P.O. Box 282 NORTH RYDE
N.S.W. 2113
Telegrams: NATSTANCOM SYDNEY
Telephone: 888 3922

CERTIFICATE OF APPROVAL No 6/4C/21

CANCELLED 0/

This is to certify that the pattern of the

Sauter SD 2000 T Weighing Instrument

submitted by Globus-Bizerba Pty Ltd,
150-152 Edinburgh Road,
Marrickville, New South Wales, 2204,

has been approved under the Weights and Measures (Patterns of Instruments)
Regulations as being suitable for use for trade.


Date of Approval: 8 December 1975

The pattern is described in Technical Schedule No 6/4C/21, and in drawings
and specifications lodged with the Commission.

The approval is subject to review on or after 1 January 1981.

All instruments conforming to this approval shall be marked with the approval
number "NSC No 6/4C/21".

Signed


Executive Officer



CANCELLED

Cont. No.
2/1

NATIONAL STANDARDS COMMISSION

TECHNICAL SCHEDULE No 6/4C/21

Pattern: Sauter SD 2000 T Weighing Instrument

Submittor: Globus-Bizerba Pty Ltd,
150-152 Edinburgh Road,
Marrickville, New South Wales, 2204.

Date of Approval: 8 December 1975

All instruments conforming to this approval shall be marked "NSC No 6/4C/21".

Description:

The pattern (see Figure 1) is a self-indicating weighing instrument (balance) of capacity 2000 grams by 1-gram graduations (e).*

The instrument is a single-pan beam balance with the pan and a removable 1000-gram substitution weight balanced by a fixed load (see Figures 2 and 3). When removed from the beam, the value of the substitution weight is displayed in 1000-gram increments on a flash dial prefixing an optically projected scale of 1000-gram capacity by 1-gram graduations (see Figure 4); the capacity graduation of the optically projected scale is distinguished by hatching and smaller figures. The total weight is indicated directly in grams except when the hatched capacity graduation is indicated, then the total weight is calculated by adding the value indicated on the flash dial to the value indicated on the screen; for example, the maximum capacity of 2000 grams is indicated as ① 1000 grams.

A complementary reading device (see Figure 4) of capacity 1 gram by 0,1-gram increments (d_d) allows the operator to manually adjust the position of the d_d 1000-gram scale so as to indicate in 0,1-gram increments the distance between the index (pointer) and the 1-gram scale mark with an accuracy greater than that of visual interpolation.

* Verification-graduation value $e = 1$ gram; the graduation value of the complementary reading device $d_d = 0,1$ gram is not significant to verification.

A knob on the side of the instrument allows up to 1000 grams of tare to be applied to the beam through a spring resistant. The selection of tare causes an indicator marked "Tare" to be illuminated. The tare is ungraduated.

A knob-operated zero adjustment is provided on the side of the housing. The instrument is provided with a level indicator and three adjustable feet. Adjacent to the level indicator is a notice advising that the instrument must be level when in use. The cover is sealed on the instrument by a lead-and-wire seal as the instrument is too fragile for a stamping-plug seal.

The instrument is marked:

adjacent to the weight indicator:

(II)

Max	=	2000 g
Min	=	50 g
e	=	1 g
d _d	=	0,1 g
T ^d	=	+ 1000 g

and "not for retail counter use".

A level-error corrector, which compensates for small errors in longitudinal level, and a shutter, which interrupts the light beam of the optical-projection system when the instrument is tilted, may be fitted.

Special Tests:

Level Sensitivity

1. When the instrument is tilted to a slope of 1 in 500 the bubble in the level indicator should move at least 2 mm.
2. When the instrument is tilted so that the bubble in the level indicator moves 2 mm, and when zero is reset in the tilted position, the instrument should satisfy the weighing-accuracy specification,* that is, $\pm \frac{1}{2}$ graduation.
3. When the level-error corrector and the shutter are fitted

* The weighing-accuracy specification refers to the verification-graduation value $e = 1$ gram; the graduation value of the complementary reading device $d_d = 0,1$ gram is not significant to verification.

and the instrument is tilted longitudinally, the instrument should satisfy the above weighing-accuracy specification until the shutter interrupts the projected weight scale.

Tare Light

The tare light should illuminate when any tare value greater than 0,25 of a verification graduation (e) is selected.

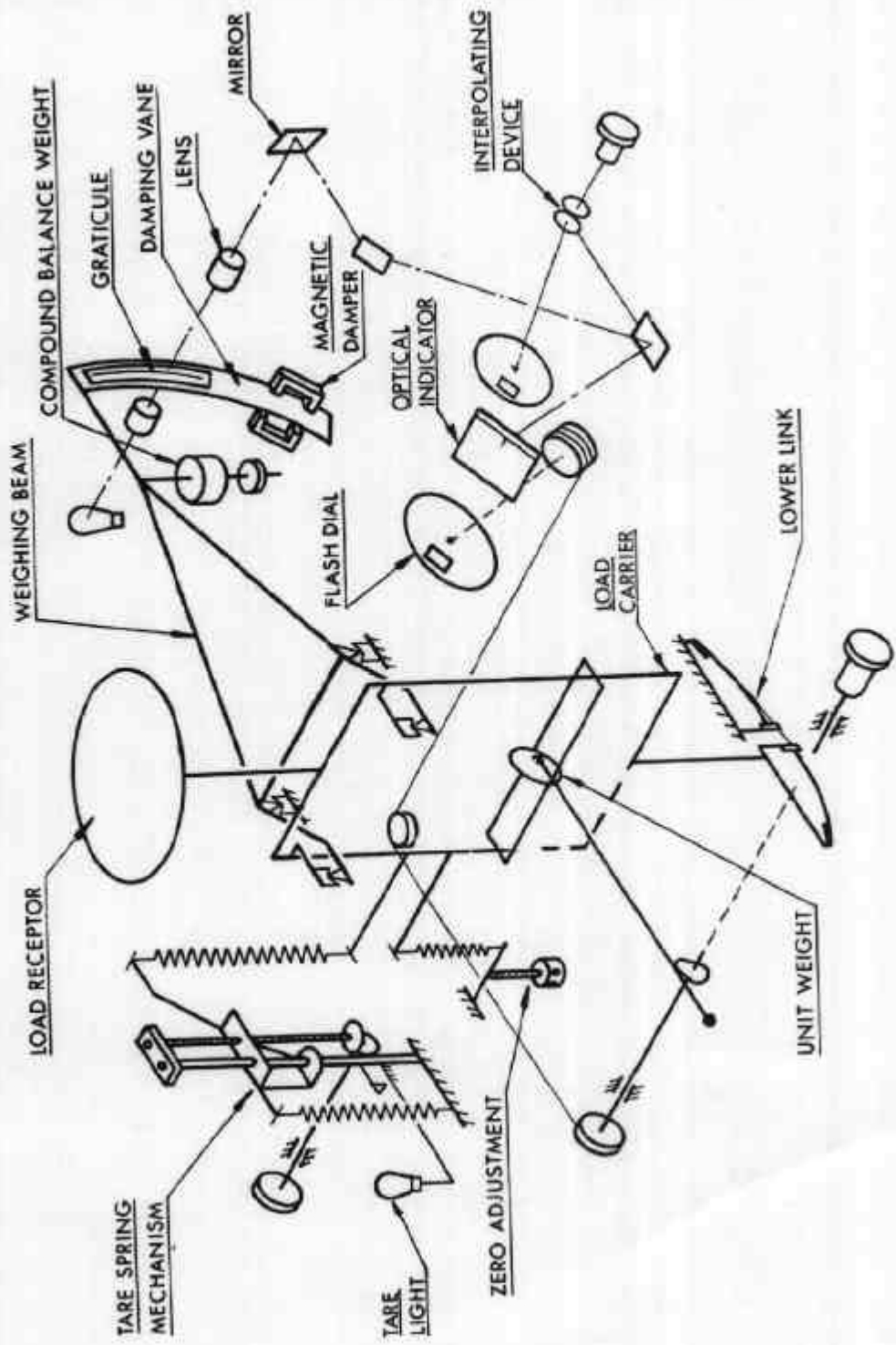
FIGURE 6/4C/21 - 1



Sauter SD 2000 T


31/3/77

FIGURE 6/4C/21 - 2



Sauter SD 2000 T — Schematic Diagram


FIGURE 6/4C/21 - 3



Sauter SD 2000 T

31/3/77

FIGURE 6/4C/21 - 4



Sauter SD-2000 T — Weight Reading Face