


6/1/1A  
28 November 2002



## National Standards Commission

12 Lyonpark Road, North Ryde NSW

### Cancellation

### Certificate of Approval

**No 6/1/1A**

Issued under Regulation 60  
of the  
National Measurement Regulations 1999

This is to certify that the approval for use for trade granted in respect of the

Griffin & George Model Minor Beam Balance Weighing Instrument

submitted by N G Brown & Associates Pty Ltd  
31 Jellico Drive  
Scoresby VIC 3179

has been cancelled in respect of new instruments as from 1 December 2002.

Signed by a person authorised under Regulation 60  
of the National Measurement Regulations 1999 to  
exercise the powers and functions of the Commission  
under this Regulation.



## National Standards Commission



### Certificate of Approval

**No 6/1/1A**

Issued under Regulation 9  
of the  
National Measurement (Patterns of Measuring Instruments) Regulations

This is to certify that an approval for use for trade has been granted in respect of the

Griffin and George Model Minor Beam Balance Weighing Instrument

submitted by           N G Brown & Associates Pty Ltd  
                              31 Jellico Drive  
                              SCORESBY           VIC           3179.

**NOTE:** This Certificate relates to the suitability of the pattern of the instrument for use for trade only in respect of its metrological characteristics. This Certificate does not constitute or imply any guarantee of compliance by the manufacturer or any other person with any requirements regarding safety.

#### CONDITIONS OF APPROVAL

This approval becomes subject to review on 1 November 2001, and then every 5 years thereafter.

Instruments purporting to comply with this approval shall be marked NSC No 6/1/1A and only by persons authorised by the submitter.

The Commission reserves the right to examine any instrument or component of an instrument purporting to comply with this approval.

It is the submittor's responsibility to ensure that all instruments marked with this approval number are constructed as described in the documentation lodged with the Commission and with the relevant Certificate of Approval and Technical Schedule. Failure to comply with this Condition may attract penalties under Section 19B of the National Measurement Act and may result in cancellation or withdrawal of the approval, in accordance with the Commission's Document 106.

#### DESCRIPTIVE ADVICE

**Pattern:** approved 16 December 1988  
re-approved 22 October 1996

- A non-self-indicating weighing instrument of 200 g maximum capacity with an assigned verification scale interval of 0.01g.

**Variants:** approved 16 December 1988  
re-approved 22 October 1996

1. Of 1000 CM maximum capacity with an assigned verification scale interval of 0.05 CM.
2. Of 100 g maximum capacity with an assigned verification scale interval of 0.01g.
3. Of 50 g maximum capacity with an assigned verification scale interval of 0.01g.

Technical Schedule No 6/1/1A describes the pattern and variants 1 to 3.

#### FILING ADVICE

Certificate of Approval (and Test Procedure) No 6/1/1A dated 30 March 1989 are superseded by this Certificate (and Test Procedure), and may be destroyed. The documentation for this approval now comprises:

Certificate of Approval No 6/1/1A dated 31 October 1996  
Technical Schedule No 6/1/1A dated 30 March 1989  
Test Procedure dated 31 October 1996  
Figures 1 and 2 dated 30 March 1989

Signed and sealed by a person authorised under Regulation 9 of the National Measurement (Patterns of Instruments) Regulations to exercise the powers and functions of the Commission under this Regulation.



TECHNICAL SCHEDULE No 6/1/1A

Pattern: Griffin and George Model Minor Beam Balance Weighing Instrument.

Submittor: N G Brown & Associates Pty Ltd  
7 Albert Street  
Richmond Vic 3121.

1. Description of Pattern

The pattern is an ungraduated, non-self-indicating equal-arm beam weighing instrument of 200 g maximum capacity with an assigned verification scale interval of 0.01 g. The load receptors and hangers are not interchangeable and are marked left and right; they may be of either of the types shown in Figures 1 and 2.

1.2 Levelling

The instrument is provided with a level indicator and three feet, two of which are adjustable. Adjacent to the level indicator is a notice advising that the instrument must be level when in use.

1.3 Marking

The instrument is marked with the following data:

Manufacturer's name or mark	NSC No 6/1/1A
NSC approval number	II
Accuracy class	Max ..... g
Maximum capacity	Min ..... g
Minimum capacity	e = ..... g
Verification scale interval	

The instrument is also marked NOT FOR RETAIL COUNTER USE.

2. Description of Variants

2.1 Variant 1

Of 1000 CM maximum capacity with an assigned verification scale interval of 0.05 CM. The balance is unchanged except for the markings which are in CM units.

2.2 Variant 2

Of 100 g maximum capacity with an assigned verification scale interval of 0.01 g.

2.3 Variant 3

Of 50 g maximum capacity with an assigned verification scale interval of 0.01 g.

## TEST PROCEDURE No 6/1/1A

Instruments should be tested in accordance with any relevant tests specified in the Inspector's Handbook.

### **Maximum Permissible Errors at Verification/Certification**

The maximum permissible errors for increasing and decreasing loads on initial verification/certification for loads,  $m$ , expressed in verification scale intervals,  $e$ , are:

- $\pm 0.5e$  for loads  $0 \leq m \leq 5000$ ; and
- $\pm 1.0e$  for loads  $5000 < m \leq 20000$ .

# National Standards Commission



## Notification of Change Certificate of Approval No 6/1/1A Change No 1

The following changes are made to the approval documentation for the

Griffin and George Model Minor Beam Balance Weighing Instrument

submitted by            N G Brown & Associates Pty Ltd  
                                 31 Jellico Drive  
                                 SCORESBY            VIC            3179.


1. Certificate of Approval No 6/1/1A dated 30 March 1989 is superseded by the Certificate attached herein.
2. In Technical Schedule No 6/1/1A dated 30 March 1989, the reference to the address of the submitter should be amended to read:

31 Jellico Drive  
SCORESBY            VIC            3179.

3. Test Procedure No 6/1/1A dated 30 March 1989 is superseded by the Test Procedure attached herein.


Signed and sealed by a person authorised under Regulation 9 of the National Measurement (Patterns of Instruments) Regulations to exercise the powers and functions of the Commission under this Regulation.

FIGURE 6/1/1A - 1



Griffin and George Minor Beam Balance

FIGURE 6/1/1A - 2



With Alternative Hangers