

CERTIFICATE OF APPROVAL No 5/6B/101
VARIATION No 1

This is to certify that the following modification of the patterns of the
Brodie-Kent Model X30 Flowmeter

approved in Certificate No 5/6B/101 dated 29 May 1974

has been approved under the Weights and Measures (Patterns of Instruments)
Regulations as being suitable for use for trade.


Date of Approval: 11 July 1977

The approved modification provides for any type, bore or length of hose,
under the conditions pertaining to maximum pressure and minimum
delivery, described in Technical Schedule No 5/6B/101 - Variation No 1.

The approval is subject to continuing review.

All instruments conforming to this approval shall be marked with the
approval number "NSC No 5/6B/101".

Signed



Executive Officer

CANCELLED



NATIONAL STANDARDS COMMISSION

CERTIFICATE OF APPROVAL No 5/6B/101

Approved: Brodie-Kent Model X30 Flowmeter

This is to certify that the pattern and variants of the Brodie-Kent Model X30 flowmeter which have been approved or deemed to be approved by a State Weights and Measures Authority for measuring in imperial units are approved under the Weights and Measures (Patterns of Instruments) Regulations, as being suitable for use for trade, when converted to read in metric units in accordance with Appendix 13 of the General Specifications for Measuring Instruments to be Used for Trade.

Date of Approval: 17 May 1974

Description:


The pattern and variants may be identified by reference to any State approval document which includes Model X30, X31 (see Figure 1), X70 or X77 (see Figure 2), or by reference to an instrument marked with one of these model numbers and a current verification stamp.

These meters are fitted with one of the indicating devices described in Certificate No 5/6B/100.

Conditions of Approval:

1. The speed of the right-hand indicator wheel and the right-hand printing wheel shall not exceed 250 rpm at the maximum flow rate for which the instrument is verified after conversion.
2. This approval is subject to review on or after 31 December 1975 to determine the extent to which the pattern and variants may need to be modified to comply with the Commission's pattern approval requirements at the date of review.
3. All instruments conforming to this approval shall be marked "NSC No 5/6B/101".

Signed


Executive Officer



NATIONAL STANDARDS COMMISSION

TECHNICAL SCHEDULE No 5/6B/101VARIATION No 1Pattern: Brodie-Kent Model X30 FlowmeterDate of Approval of Variation: 11 July 1977

The modification described in this Schedule applies to the patterns described in Certificate No 5/6B/101 dated 29 May 1974.

All instruments conforming to this approval shall be marked "NSC No 5/6B/101".

Description:

The approved modification provides for any type, bore or length of nose, provided that:

1. the minimum delivery determined from Table 1 is marked on an instrument data plate which is sealed to the instrument by a lead stamping plug or by threading the meter sealing wire through it;
2. the minimum delivery is acceptable to the Weights and Measures Authority taking into account the usage of the instrument;
3. the pump by-pass is set so that the maximum no-flow system pressure is 480 kPa;
4. provision is made for a pressure gauge to be connected.

Special Tests:Hose Dilation

A measure of the hose-dilation quantity may be obtained by the following method:

With the pump stopped and the hose fully wound on its reel, open the nozzle to reduce the pressure in the hose to the anti-drain valve retaining pressure of about 55 kPa. Then fully unwind the hose from the reel, zero the indicator, start the pump and, after allowing not less than 30 seconds for the hose to fully dilate, and with the pump still running, read the quantity on the indicator. This quantity is equal to the maximum hose dilation.

11/7/77

TABLE 1

Minimum delivery marked on instrument data plate	Maximum nose dilation	
	Indicator only fitted	Indicator and printer fitted
ℓ	ℓ	ℓ
50	0,3	-
100	0,8	0
150	1,3	0,5
200	1,8	1,0
250	2,3	1,5
300	2,8	2,0
350	3,2	2,5
400	3,8	3,0
450	4,3	3,5
500	4,8	4,0



FIGURE 1. Brodie-Kent Flowmeter Model X31



FIGURE 2. Brodie-Kent Flowmeter Model X77




FIGURE 3. Brodie-Kent Flowmeter Model X77