



Australian Government

Department of Industry,
Science and Resources

**National
Measurement
Institute**

36 Bradfield Road, West Lindfield NSW 2070

Certificate of Approval

NMI 6/14G/21

Issued by the Chief Metrologist under Regulation 60
of the
National Measurement Regulations 1999

This is to certify that an approval for use for trade has been granted in respect of the instruments herein described.

Mettler Toledo Model POA310 Automatic Catchweighing Instrument

submitted by Mettler-Toledo Limited
 Level 1, 191 Salmon Street
 Port Melbourne VIC 3207

NOTE: This Certificate relates to the suitability of the pattern of the instrument for use for trade only in respect of its metrological characteristics. This Certificate does not constitute or imply any guarantee of compliance by the manufacturer or any other person with any requirements regarding safety.

This approval has been granted with reference to document NMI R 51, *Automatic Catchweighing Instruments*, dated August 2009.

This approval is subject to review at the decision of the Chief Metrologist in accordance with the conditions specified in the document NMI P 106.

DOCUMENT HISTORY

Rev	Reason/Details	Date
0	Pattern provisionally approved – interim certificate issued	23/03/09
1	Pattern approved – certificate issued	9/07/10
2	Variants 1 to 2 approved – certificate issued	11/10/19
3	Variant 3 provisionally approved – certificate issued	23/01/25
4	Special Conditions amended – certificate issued	07/02/25
5	Special Conditions amended & Figure 4 updated – certificate issued	11/06/25

CONDITIONS OF APPROVAL

General

Instruments purporting to comply with this approval shall be marked with pattern approval number 'NMI 6/14G/21' and only by persons authorised by the submitter.

It is the submitter's responsibility to ensure that all instruments marked with this approval number are constructed as described in the documentation lodged with the National Measurement Institute (NMI) and with the relevant Certificate of Approval and Technical Schedule. Failure to comply with this Condition may attract penalties under Section 19B of the National Measurement Act and may result in cancellation or withdrawal of the approval, in accordance with document NMI P 106.

Auxiliary devices used with this instrument shall comply with the requirements of General Supplementary Certificates No S1/0/A or No S1/0B.

This approval shall NOT be used in conjunction with General Certificate No 6B/0.

Special Conditions of Approval: (Provisional Approval Variant 3)

This approval is limited to eight (8) instruments located at:

- Thomas Foods Tamworth, 55 Phoenix St, Westdale, NSW 2340; and
- Thomas Foods Stawell, 46 Abattoir Rd, Stawell, VIC 3380; and
- Junee Abattoir, 2882 Byrnes Rd, Junee, NSW 2663; and
- Western Australian Meat Marketing, 28013 Great Southern Hwy, Katanning, WA 6317; and
- Sunpork Group, 206 Kingaroy Barker Creek Rd, Kingaroy, QLD 4610; and
- MC Herd PTY LTD, 245 Bacchus Marsh Rd, Corio, VIC 3214.

Instruments purporting to comply with this approval shall be marked with approval number 'NMI P6/14G/21' and only by persons authorised by the submitter. (Note: The 'P' in the approval number may be a temporary marking.)


The approval will remain provisional pending completion of satisfactory testing and evaluation.

In the event of unsatisfactory performance the approval may be cancelled (or varied).

The submitter shall implement such modifications as required by NMI. In the event that such modifications (if any are required by NMI) are not made to the satisfaction of NMI, this approval may be withdrawn.

The approval remains valid for verification purposes until 31 December 2025.

Signed by a person authorised by the Chief Metrologist
to exercise their powers under Regulation 60 of the
National Measurement Regulations 1999.



Phillip Mitchell
A/g Manager
Policy and Regulatory
Services

TECHNICAL SCHEDULE No 6/14G/21

1. Description of Pattern

**provisionally approved on 23/03/09
approved 9/07/10**

A Mettler Toledo model POA310 automatic catchweighing instrument, in the form of an overhead-track weighing instrument. The instrument is a single interval class Y(a) automatic catchweighing instrument of 300 kg maximum capacity with a verification scale interval of 0.1 kg and is approved for weighing objects either statically or dynamically.

1.1 Trackwork

The Mettler Toledo model POA310 (Figure 1) consists of an overhead-track load receptor supported by two load cells.

The overhead-track load receptor incorporates a chain drive mechanism, by which the load to be weighed is transported across the load receptor.

The system is intended to operate with the load in-motion on the load receptor (the system may also operate in a non-automatic mode with the load static on the load receptor).

1.2 Load Cells

Two Revere Transducer Europe model 9102 class C3 load cells of 500 kg maximum capacity are used.

1.3 Indicator

A Mettler Toledo model IND690 digital indicator (Figure 2) is used.

The instrument operates from mains AC power (240 V AC, 50/60 Hz nominal).

1.3.1 Zero

The initial zero-setting device has a nominal range of not more than 20% of the maximum capacity of the instrument.

The instrument has a semi-automatic zero-setting device with a nominal range of not more than 4% of the maximum capacity of the instrument.

A zero-tracking device may be fitted.

1.3.2 Tare

A semi-automatic subtractive tare device of up to the maximum capacity of the instrument may be fitted.

1.3.3 Display Check

A display check is initiated whenever power is applied.

1.4 Verification Provision

Provision is made for a verification mark to be applied.

1.5 Sealing Provision

Provision is made for the calibration adjustments of the instrument to be sealed. A non-resettable counter within the model IND690 indicator is incremented whenever an adjustment of the indicator occurs.

The counter value can be accessed by pressing and holding the zero setting key for 5 seconds, and is shown as "IDENTCODE ...".

The counter value at the time of verification shall be recorded on a destructible adhesive label attached to the instrument (other similar methods for recording the value may also be acceptable).

Any subsequent alteration to the calibration or parameters will be evident as the recorded value and the current calibration event counter value will differ.

1.6 Descriptive Markings and Notices

Instruments are marked with the following data, together in one location, in the form shown at right:

Manufacturer's mark, or name written in full	Mettler Toledo
Accuracy class	Y(a)
Pattern approval mark	NMI 6/14G/21
Maximum capacity	<i>Max</i> kg #1
Minimum capacity	<i>Min</i> kg #1
Verification scale interval	<i>e</i> =..... kg #1
Maximum subtractive tare	<i>T</i> = - ... kg #2
Serial number of the instrument

#1 These markings are also shown near the display of the result if they are not already located there.

#2 This marking is required if *T* is not equal to *Max*.

2. Description of Variant 1 approved on 11/10/19

The pattern with a Mettler Toledo model POA310 trackwork (Figure 3) which has a 'live' section of rail (the weigh-rail) up to 650 mm long supported by two Mettler Toledo model MTB-500 C3 load cells of 500 kg maximum capacity.

The instrument operates dynamically with a maximum load in-motion speed on the load receptor of up to 0.17 m/s (10 m/min).

3. Description of Variant 2 approved on 11/10/19

A Mettler Toledo model POA310 single interval class Y(a) automatic catchweighing instrument of 150 kg maximum capacity with a verification scale interval of 0.05 kg. The minimum capacity is 1 kg.

The instrument is similar to variant 1 but has the weigh-rail of up to 800 mm long supported by two Mettler Toledo model MTB-200 C3 load cells of 200 kg maximum capacity.

The instrument operates dynamically with a maximum load in-motion speed on the load receptor of up to 0.27 m/s (16 m/min).

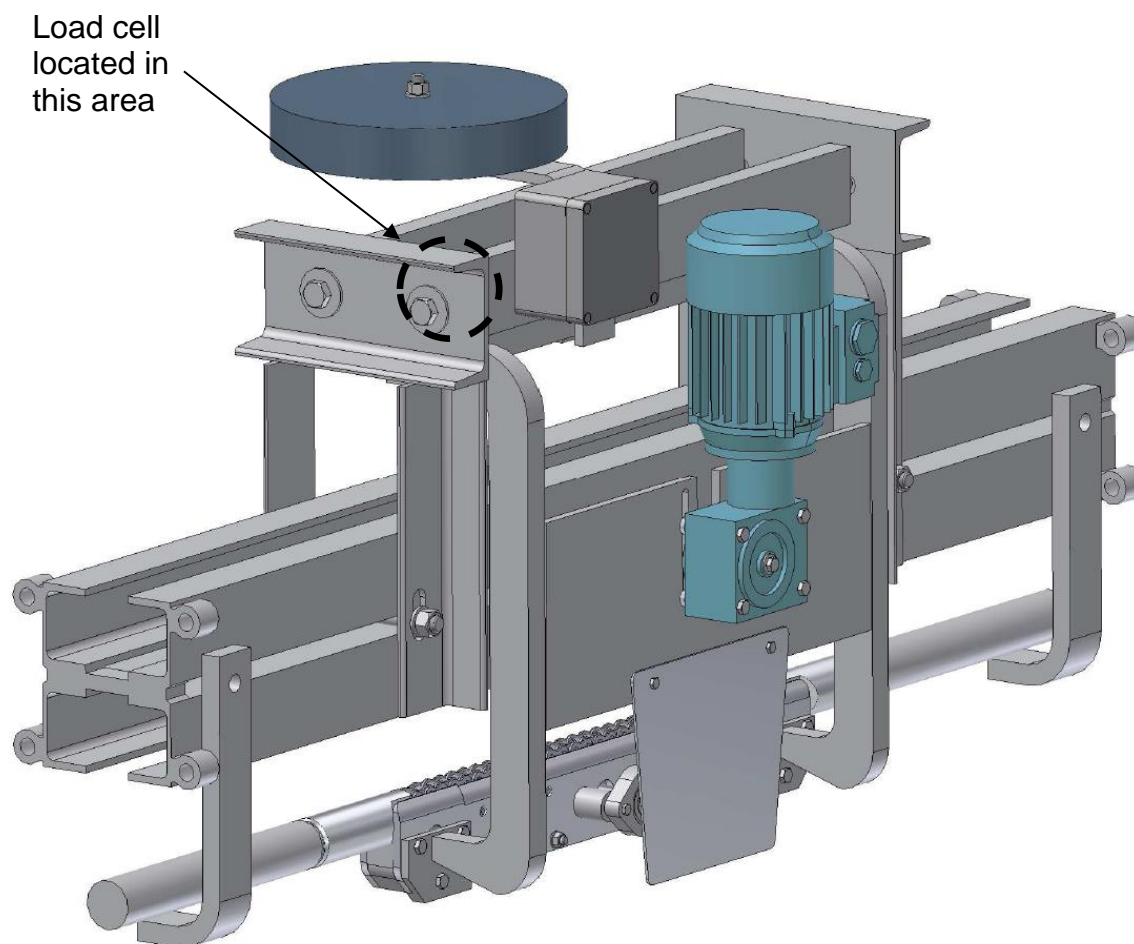
4. Description of Variant 3 provisionally approved on 23/01/25

The pattern or variants used with an alternative Mettler Toledo model IND360 digital indicator.


4.1 Sealing Provision

The instrument is sealed by preventing access to the security switch SW1. This may be achieved by the use of a destructible adhesive label placed over the access hole to the security switch and a join in the instrument housing (Figure 4).

FIGURE 6/14G/21 – 1



(a) Model POA310 trackwork



(b) Load cell mounting arrangement

Mettler Toledo Model POA310 Automatic Catchweighing Instrument (Pattern)

FIGURE 6/14G/21 – 2




Mettler Toledo Model IND690 Digital Indicator

FIGURE 6/14G/21 – 3



Mettler Toledo Model POA310 Trackwork (Variants 1 & 2)

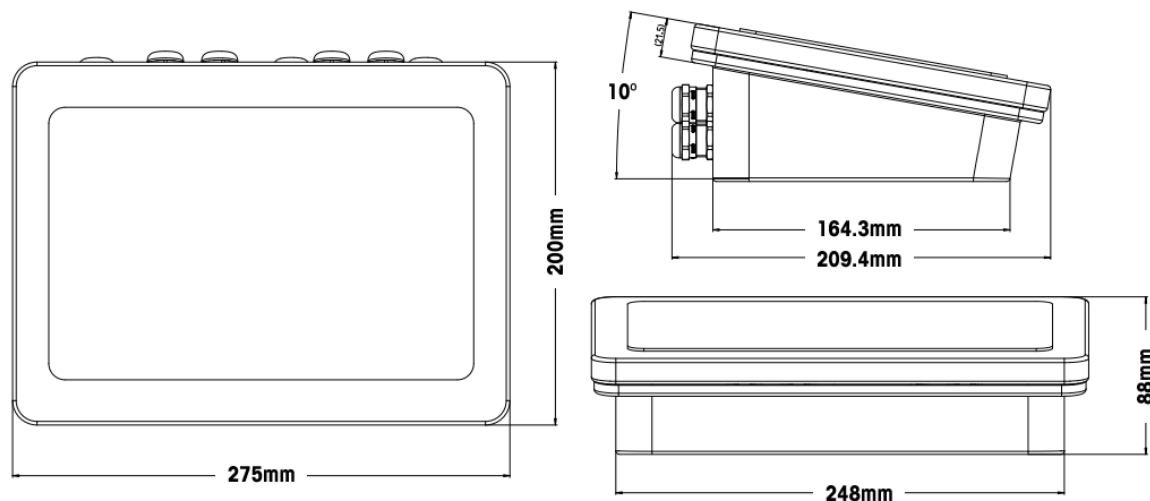
FIGURE 6/14G/21 – 4



(a) Mettler Toledo Model IND360 Digital Indicator and Sealing Method (Variant 3)



**Affix seal
here**



(b) Mettler Toledo Model IND360 Harsh Version and Sealing Method
(Variant 3)

~ End of Document ~