

## **List of Exhibits**

1. Exhibit A-2.1 Business License of Rhine
2. Exhibit A-2.11 Product Brochure of Rhine

## **Exhibit A-2.1 Business License of Rhine**

### **Enterprise Business License**

[Duplicate]

**Unified Social Credit Code:** 91441322776240765B

<b>Company Name</b>	Rhine Sinkwares Manufacturing Ltd. Huizhou
<b>Enterprise status</b>	Liability Limited Company (Sino-Foreign Joint Venture)
<b>Address</b>	Changfu Road Waiyan, Jinyuan Industry Zone, Changning Town, Boluo County, Guangdong
<b>Legal representative</b>	Li Runguang
<b>Registered Capital</b>	HKD 8,000,000.00
<b>Date of establishment</b>	June 23, 2005
<b>Operation term</b>	June 23, 2005 to June 21, 2025
<b>Business scope</b>	Production and sales of all kinds of kitchen and bathroom products sold in the foreign and domestic markets. (The above business operations that involves administrative permit shall be run with related permit.)

**Authority of Registration:**

Administration Bureau for Industry and Commerce of Boluo Town (seal)

**Issue Date:** July 17, 2018



# 营业执照

(副本) (副本号:1-1)

统一社会信用代码91441322776240765B

名称	惠州莱茵厨卫制品有限公司
类型	有限责任公司(中外合资)
住所	博罗县长宁镇金园工业区长福路外沿
法定代表人	李润光
注册资本	捌佰万港币
成立日期	2005年06月23日
营业期限	2005年06月23日至2025年06月21日
经营范围	生产、销售:各种厨卫制品。产品在国内外市场销售。** (依法须经批准的项目,经相关部门批准后方可开展经营活动。) 〰



登记机关



2018年7月17日




# COMPANY PROFILE

**RHINE SINKWARE MANUFACTURING LTD**  
is a leading manufacturer of stainless steel sinks  
and associated products.

Our award winning designers and experienced workforce produce contemporary and innovative products of the highest quality. RHINE 's modern factory, located in Southern China, utilize state of the art equipment and technology ensuring that designs and styles from around the world are catered for, in our constantly evolving pursuit of perfection.

RHINE currently offers in excess of 260 individually designed sinks and bathroom products. Our qualified and experienced staff look forward to meeting with you and discussing your individual needs.

We hope you enjoy your introduction to RHINE.....truly "The World Brand".



**Beautiful Kitchens Rhine Sinkware Desinged**  
to suit today's modern lifestyle





## CONTENTS

>>>

■ A SERIES	Handmade Drainer Sink (Top pressed, Bowl handmade)	P01-04
■ B SERIES	Pressed Sink Radius Corner R12	P05-08
■ C SERIES	Pressed Sink Radius Corner R25	P09-14
■ D SERIES	Pressed Sink Radius Corner R40	P15-16
■ E SERIES	Handmade Sink	P17-22
■ F SERIES	Pressed Sink With Drainer	P23
■ G SERIES	Pressed Sink With Drainer	P24
■ H SERIES	Pressed Sink With Drainer	P25-27
■ I SERIES	Pressed Sink With Drainer	P28-30
■ J SERIES	Pressed Sink With Drainer	P31-32
■ K SERIES	Pressed Sink With Drainer	P33-34
■ L SERIES	Pressed Sink Double Bowl	P35-36
■ M SERIES	Pressed Round Sink	P37-38
■ N SERIES	Laundry Tub Insert	P39
■ O SERIES	Laundry Tub Lay On	P40-42
■ P SERIES	Pressed Undermount Sink	P43-48
■ Q SERIES	Lay on Sink	P49
■ R SERIES	Other style Sink	P50-52
■ Glass Sink		P53-54
■ Landry Tub and Cabinet		P55-56
■ Package		P57-58
■ Accessory		P59-62

## RHINE PRODUCTS



Technology makes your life more comfortable.

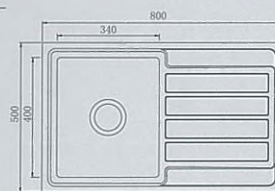





Stainless steel	Overall Dimension	Thickness	Depth	Finish
304	800x500(mm)	Bowl:1.0mm Top:1.0mm	215mm	Silk



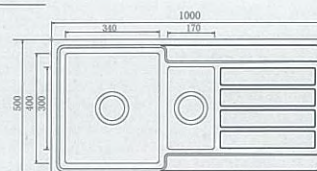
**RH5347-HP (15°)**  
Top pressed ,Bowl Handmade, Single Bowl  
& Single Drainer Laser edge, With Radius  
Corner R15



Stainless steel	Overall Dimension	Thickness	Depth	Finish
304	1000x500(mm)	Bowl:1.0mm Top:1.0mm	215/150mm	Silk



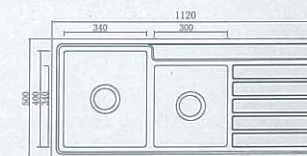
**RH5360-HP (15°)**  
Top pressed ,Bowl Handmade,,1&1/4 Bowl  
& Single Drainer Laser edge, With Radius  
Corner R15



Stainless steel	Overall Dimension	Thickness	Depth	Finish
304	1120x500(mm)	Bowl:1.0mm Top:1.0mm	215mm	Silk




**RH5361-HP (15°)**  
Top pressed ,Bowl Handmade, 1&3/4  
Bowl & Single Drainer Laser edge, With  
Radius Corner R15




Stainless steel	Overall Dimension	Thickness	Depth	Finish
304	1200x500(mm)	Bowl:1.0mm Top:1.0mm	215mm	Silk



**RH5355-HP (15°)**  
Top pressed ,Bowl Handmade, Double  
Bowl & Single Drainer Laser edge, With  
Radius Corner R15



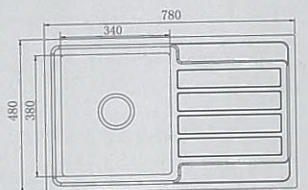




Stainless steel	Overall Dimension	Thickness	Depth	Finish
304	780x480(mm)	Bowl:1.0mm Top:1.0mm	215mm	Silk

**RH5339-HP (15°)**

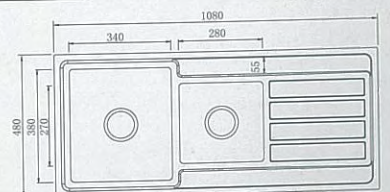
Top pressed ,Bowl Handmade, Single Bowl & Single Drainer Laser edge, With Radius Corner R15



Stainless steel	Overall Dimension	Thickness	Depth	Finish
304	1080x480(mm)	Bowl:1.0mm Top:1.0mm	215mm	Silk

**RH5357-HP (15°)**

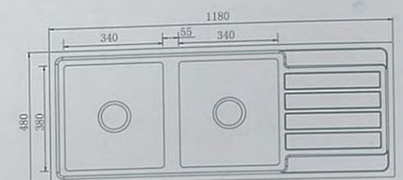
Top pressed ,Bowl Handmade, 1&3/4 Bowl & Single Drainer Laser edge, With Radius Corner R15



Stainless steel	Overall Dimension	Thickness	Depth	Finish
304	1180x480(mm)	Bowl:1.0mm Top:1.0mm	215mm	Silk

**RH5359-HP (15°)**

Top pressed ,Bowl Handmade, Double Bowl & Single Drainer Laser edge, With Radius Corner R15







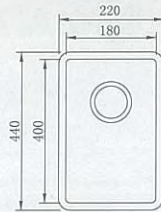
Stainless steel	Overall Dimension	Thickness	Depth	Finish
304	195×440(mm)	1.0mm	150mm	Silk

**RH4015 (12°)**  
Single Bowl With Radius  
Corner R12



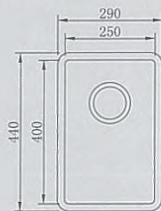
Stainless steel	Overall Dimension	Thickness	Depth	Finish
304	220×440(mm)	1.0mm	180mm	Silk

**RH4018 (12°)**  
Single Bowl With Radius  
Corner R12



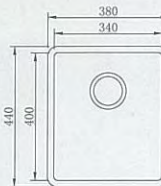
Stainless steel	Overall Dimension	Thickness	Depth	Finish
304	290×440(mm)	1.0mm	180mm	Silk

**RH4025 (12°)**  
Single Bowl With Radius  
Corner R12



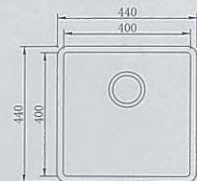
Stainless steel	Overall Dimension	Thickness	Depth	Finish
304	380×440(mm)	1.0mm	200mm	Silk

**RH4034 (12°)**  
Single Bowl With Radius  
Corner R12



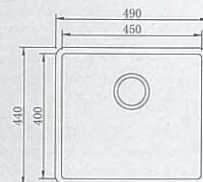
Stainless steel	Overall Dimension	Thickness	Depth	Finish
304	440×440(mm)	1.0mm	200mm	Silk

**RH4040 (12°)**  
Single Bowl With Radius  
Corner R12



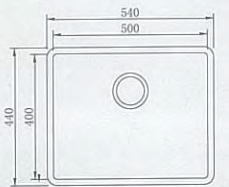
Stainless steel	Overall Dimension	Thickness	Depth	Finish
304	490×440(mm)	1.0mm	200mm	Silk

**RH4045 (12°)**  
Single Bowl With Radius  
Corner R12



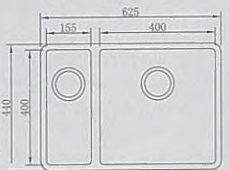
Stainless steel	Overall Dimension	Thickness	Depth	Finish
304	540×440(mm)	1.0mm	200mm	Silk

**RH5040 (12°)**  
Single Bowl With Radius  
Corner R12



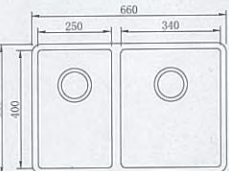
Stainless steel	Overall Dimension	Thickness	Depth	Finish
304	625×440(mm) (155×400+400×400)	1.0mm	200mm/180mm	Silk

**RH9240 (12°)**  
1&1/4 Bowl With Radius  
Corner R12




Stainless steel	Overall Dimension	Thickness	Depth	Finish
304	660×440(mm) (250×400+340×400)	1.0mm	200mm/180mm	Silk

**RH9334 (12°)**  
1&3/4 Bowl With Radius  
Corner R12



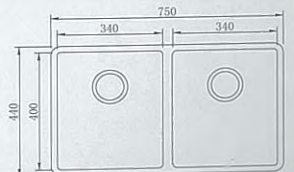
Stainless steel	Overall Dimension	Thickness	Depth	Finish
304	720×440(mm) (250×400+400×400)	1.0mm	200mm/180mm	Silk

**RH9340 (12°)**  
1&1/2 Bowl With Radius  
Corner R12



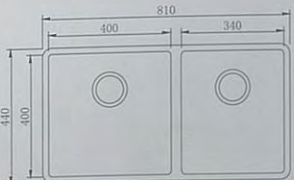
Stainless steel	Overall Dimension	Thickness	Depth	Finish
304	750×440(mm) (340×400+340×400)	1.0mm	200mm	Silk

**RH9218 (12°)**  
Double bowl With Radius  
Corner R12



Stainless steel	Overall Dimension	Thickness	Depth	Finish
304	810×440(mm) (400×400+340×400)	1.0mm	200mm	Silk

**RH9440 (12°)**  
Double bowl With Radius  
Corner R12

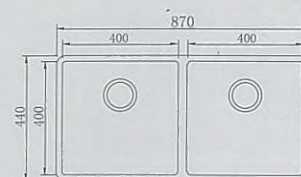






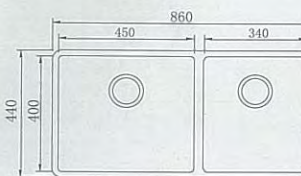
Stainless steel	Overall Dimension	Thickness	Depth	Finish
304	870x440(mm) (400x400+400x400)	1.0mm	200mm	Silk

**RH9219 (12°)**  
Double bowl With Radius  
Corner R12



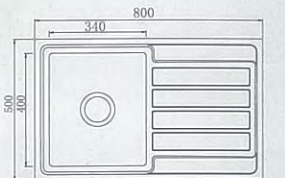
Stainless steel	Overall Dimension	Thickness	Depth	Finish
304	860x440(mm) (450x400+340x400)	1.0mm	200mm	Silk

**RH9445 (12°)**  
1 3/4 bowl With Radius  
Corner R12



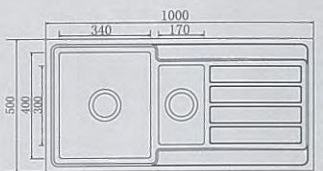
Stainless steel	Overall Dimension	Thickness	Depth	Finish
304	800x500(mm)	1.0mm	200mm	Silk

**RH5347-P (R12°)**  
Single Bowl & Single Drainer Laser  
edge, With Radius Corner R10



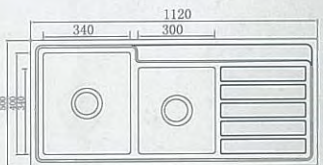
Stainless steel	Overall Dimension	Thickness	Depth	Finish
304	1000x500(mm)	1.0mm	200 150mm	Silk

**RH5360-P (R12°)**  
1 1/4 Bowl & Single Drainer Laser  
edge, With Radius Corner R10



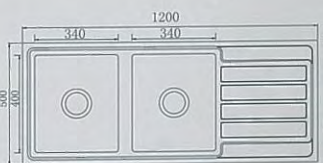
Stainless steel	Overall Dimension	Thickness	Depth	Finish
304	1120x500(mm)	1.0mm	200mm	Silk

**RH5361-P (R12°)**  
1 3/4 Bowl & Single Drainer Laser  
edge, With Radius Corner R10



Stainless steel	Overall Dimension	Thickness	Depth	Finish
304	1200x500(mm)	1.0mm	200mm	Silk

**RH5355-P (R12°)**  
Double Bowl & Single Drainer Laser  
edge, With Radius Corner R10








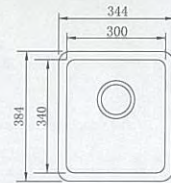
Stainless steel	Overall Dimension	Thickness	Depth	Finish
304	244x444(mm)	1.0mm	180mm	Silk

**RH2040 (25°)**  
Single Bowl With Radius  
Corner R25



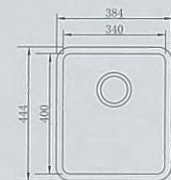
Stainless steel	Overall Dimension	Thickness	Depth	Finish
304	344x384(mm)	1.0mm	180mm	Silk

**RH3034 (25°)**  
Single Bowl With Radius  
Corner R25



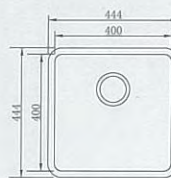
Stainless steel	Overall Dimension	Thickness	Depth	Finish
304	384x444(mm)	1.0mm	200mm	Silk

**RH4034 (25°)**  
Single Bowl With Radius  
Corner R25



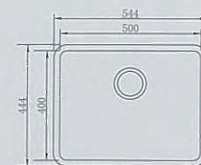
Stainless steel	Overall Dimension	Thickness	Depth	Finish
304	444x444(mm)	1.0mm	200mm	Silk

**RH4040 (25°)**  
Single Bowl With Radius  
Corner R25



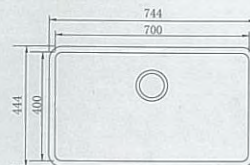
Stainless steel	Overall Dimension	Thickness	Depth	Finish
304	544x444(mm)	1.0mm	200mm	Silk

**RH5040 (25°)**  
Single Bowl With Radius  
Corner R25



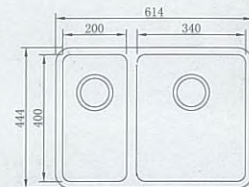
Stainless steel	Overall Dimension	Thickness	Depth	Finish
304	744x444(mm)	1.0mm	200mm	Silk

**RH7040 (25°)**  
Single Bowl With Radius  
Corner R25



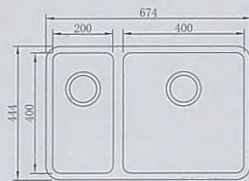
Stainless steel	Overall Dimension	Thickness	Depth	Finish
304	614x444(mm) (200x400+340x400)	1.0mm	200mm	Silk

**RH9234 (25°)**  
1 3/4 Bowl With Radius  
Corner R25



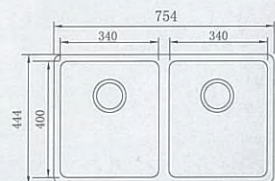
Stainless steel	Overall Dimension	Thickness	Depth	Finish
304	674x444(mm) (200x400+400x400)	1.0mm	200mm	Silk

**RH9240 (25°)**  
1 1/2 Bowl With Radius  
Corner R25



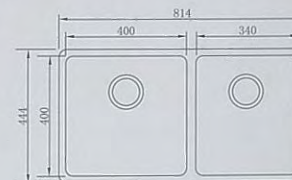
Stainless steel	Overall Dimension	Thickness	Depth	Finish
304	754x444(mm) (340x400+340x400)	1.0mm	200mm	Silk

**RH9218 (25°)**  
Double bowl, R25




Stainless steel	Overall Dimension	Thickness	Depth	Finish
304	814x444(mm) (400x400+340x400)	1.0mm	200mm	Silk

**RH9440 (25°)**  
Double bowl With Radius  
Corner R25



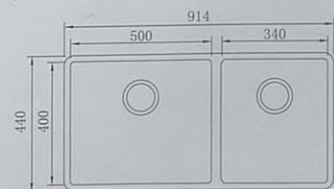
Stainless steel	Overall Dimension	Thickness	Depth	Finish
304	874x444(mm) (400x400+400x400)	1.0mm	200mm	Silk

**RH9219 (25°)**  
Double bowl With Radius  
Corner R25



Stainless steel	Overall Dimension	Thickness	Depth	Finish
304	914x444(mm) (500x400+340x400)	1.0mm	200mm	Silk

**RH9450 (25°)**  
1 3/4 Bowl With Radius  
Corner R25

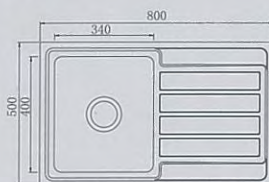






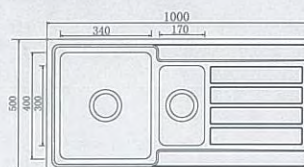
Stainless steel	Overall Dimension	Thickness	Depth	Finish
304	800x500(mm)	Bowl:1.0mm Top:1.0mm	200mm	Silk

**RH5347-P (25°)**  
Single Bowl & Single Drainer Laser  
edge, With Radius Corner R25




Stainless steel	Overall Dimension	Thickness	Depth	Finish
304	1000x500(mm)	Bowl:1.0mm Top:1.0mm	200 150mm	Silk

**RH5360-P (25°)**  
1 1/4 Bowl & Single Drainer Laser  
edge, With Radius Corner R25




Stainless steel	Overall Dimension	Thickness	Depth	Finish
304	1120x500(mm)	Bowl:1.0mm Top:1.0mm	200mm	Silk

**RH5361-P (25°)**  
1 3/4 Bowl & Single Drainer Laser  
edge, With Radius Corner R25



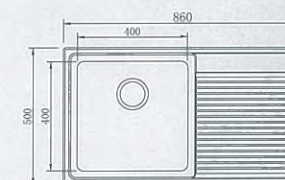
Stainless steel	Overall Dimension	Thickness	Depth	Finish
304	1200x500(mm)	Bowl:1.0mm Top:1.0mm	200mm	Silk

**RH5355-P (25°)**  
Double Bowl & Single Drainer Laser  
edge, With Radius Corner R25



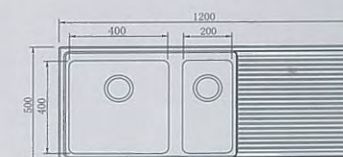
Stainless steel	Overall Dimension	Thickness	Depth	Finish
304	860x500(mm)	1.0mm	200mm	Silk

**RH9347**  
Single Bowl & Single Drainer  
With Radius Corner R25



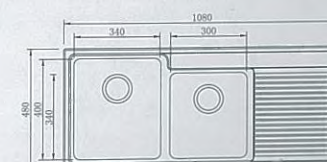
Stainless steel	Overall Dimension	Thickness	Depth	Finish
304	1200x500(mm)	1.0mm	200/180mm	Silk

**RH9352**  
1 1/2 Bowl & Single Drainer  
With Radius Corner R25



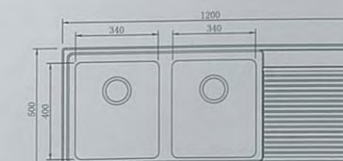
Stainless steel	Overall Dimension	Thickness	Depth	Finish
304	1080x480(mm)	1.0mm	200/180mm	Silk

**RH9357**  
1 3/4 Bowl & Single Drainer  
With Radius Corner R25



Stainless steel	Overall Dimension	Thickness	Depth	Finish
304	1200x500(mm)	1.0mm	200/180mm	Silk

**RH9351**  
Double Bowl & Single Drainer  
With Radius Corner R25

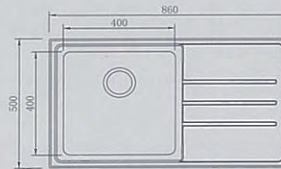






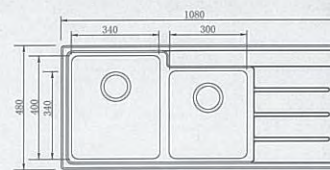
Stainless steel	Overall Dimension	Thickness	Depth	Finish
304	860x500(mm)	1.0mm	200mm	Silk

**RH9348**  
Single Bowl & Single Drainer  
With Radius Corner R25



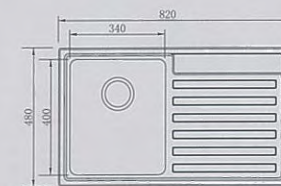
Stainless steel	Overall Dimension	Thickness	Depth	Finish
304	1080x480(mm)	1.0mm	200/180mm	Silk

**RH9358**  
1 & 3/4 Bowl & Single Drainer  
With Radius Corner R25



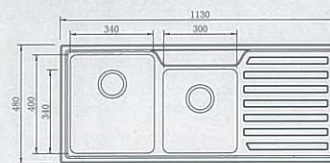
Stainless steel	Overall Dimension	Thickness	Depth	Finish
304	820x480(mm)	1.0mm	200mm	Silk

**RH9349**  
Single Bowl & Single Drainer  
With Radius Corner R25



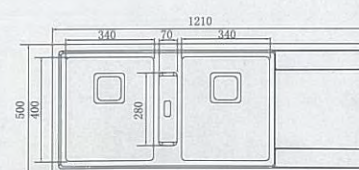
Stainless steel	Overall Dimension	Thickness	Depth	Finish
304	1130x480(mm)	1.0mm	200/180mm	Silk

**RH9362**  
1 & 3/4 Bowl & Single Drainer  
With Radius Corner R25



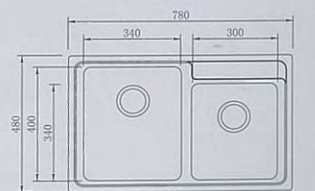
Stainless steel	Overall Dimension	Thickness	Depth	Finish
304	1210x500(mm)	1.0mm	200mm	Silk

**RH9367**  
Double Bowl & Single Drainer  
With Radius Corner R25




Stainless steel	Overall Dimension	Thickness	Depth	Finish
304	780x480(mm) (340x400+300x340)	1.0mm	200mm	Silk

**RH9214**  
1 & 3/4 Bowl With Radius  
Corner R25



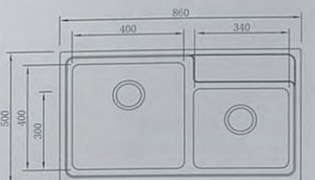
Stainless steel	Overall Dimension	Thickness	Depth	Finish
304	785x510(mm) (340x400+340x400)	1.0mm	200mm	Silk

**RH9216**  
Double bowl With Radius  
Corner R25



Stainless steel	Overall Dimension	Thickness	Depth	Finish
304	860x500(mm) (340x400+300x340)	1.0mm	200mm	Silk

**RH9215**  
1 & 3/4 Bowl With Radius  
Corner R25

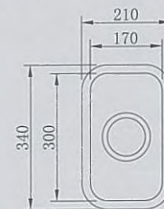






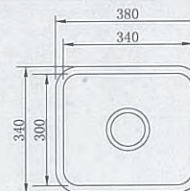
Stainless steel	Overall Dimension	Thickness	Depth	Finish
304	210x340(mm)	0.8mm	150mm	Silk

**RH3017 (40°)**  
Single Bowl With Radius  
Corner R40



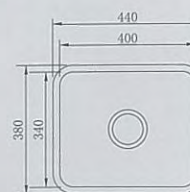
Stainless steel	Overall Dimension	Thickness	Depth	Finish
304	340x380(mm)	0.8mm	180mm	Silk

**RH3034 (40°)**  
Single Bowl With Radius  
Corner R40



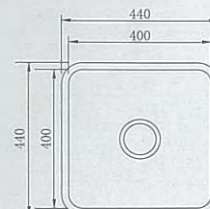
Stainless steel	Overall Dimension	Thickness	Depth	Finish
304	380x440(mm)	0.8mm	200mm	Silk

**RH4034 (40°)**  
Single Bowl With Radius  
Corner R40



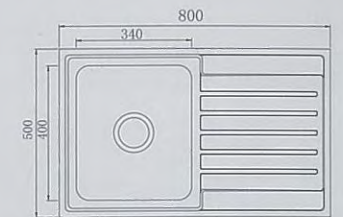
Stainless steel	Overall Dimension	Thickness	Depth	Finish
304	440x440(mm)	0.8mm	200mm	Silk

**RH4040 (40°)**  
Single Bowl With Radius  
Corner R40



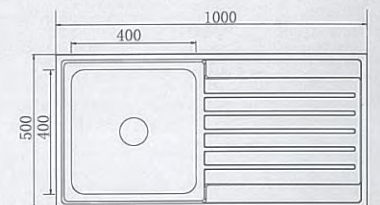
Stainless steel	Overall Dimension	Thickness	Depth	Finish
304	800x500(mm)	0.8mm	200mm	Silk

**RH5347 (40°)**  
Single Bowl & Single Drainer  
With Radius Corner R40



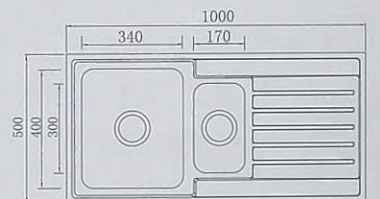
Stainless steel	Overall Dimension	Thickness	Depth	Finish
304	1000x500(mm)	0.8mm	200mm	Silk

**RH5348 (40°)**  
Single Bowl & Single Drainer  
With Radius Corner R40



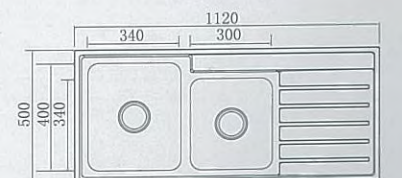
Stainless steel	Overall Dimension	Thickness	Depth	Finish
304	1000x500(mm)	0.8mm	200/150mm	Silk

**RH5360 (40°)**  
1 & 1/4 Bowl & Single Drainer  
With Radius Corner R40



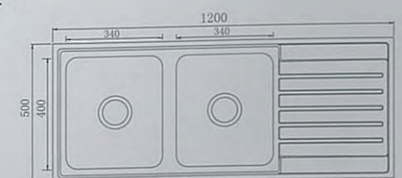
Stainless steel	Overall Dimension	Thickness	Depth	Finish
304	1120x500(mm)	0.8mm	200/180mm	Silk

**RH5361 (40°)**  
1 & 3/4 Bowl & Single Drainer  
With Radius Corner R40

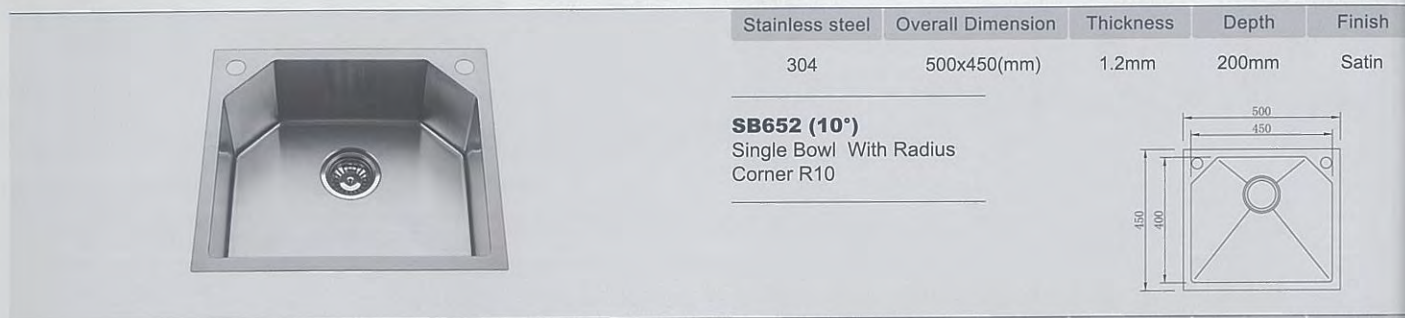


Stainless steel	Overall Dimension	Thickness	Depth	Finish
304	1200x500(mm)	0.8mm	200mm	Silk

**RH5355 (40°)**  
Double Bowl & Single Drainer  
With Radius Corner R40

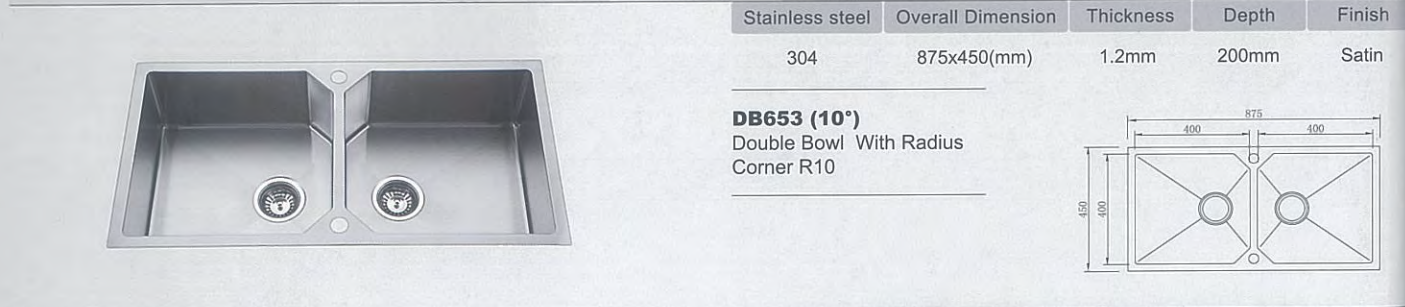
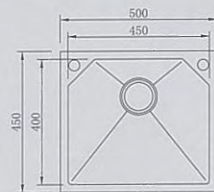






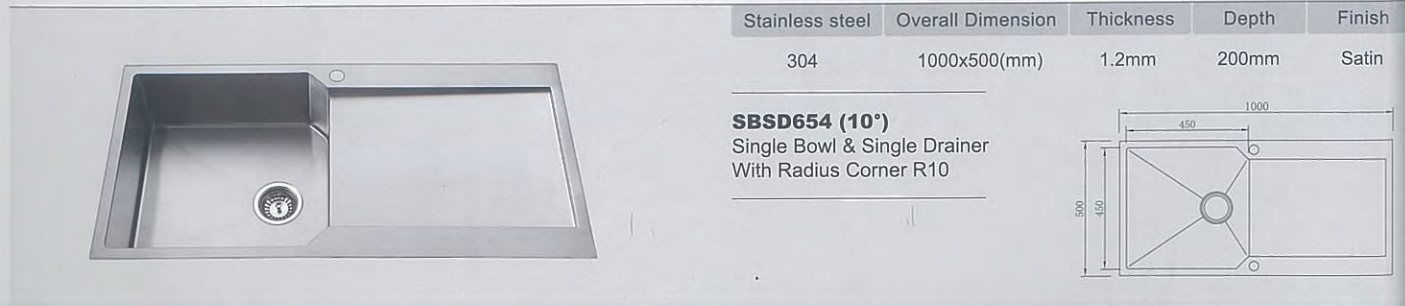
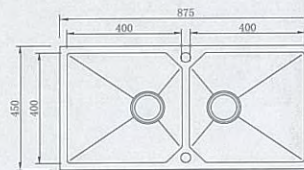
Stainless steel	Overall Dimension	Thickness	Depth	Finish
304	500x450(mm)	1.2mm	200mm	Satin

**SB652 (10°)**  
Single Bowl With Radius  
Corner R10



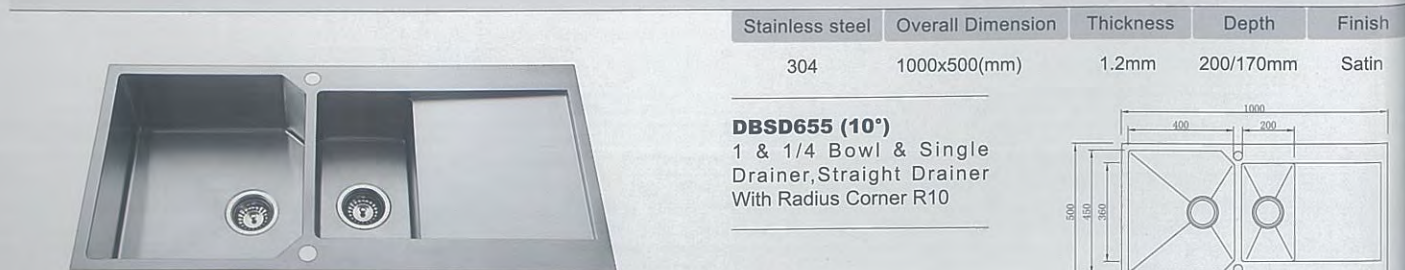
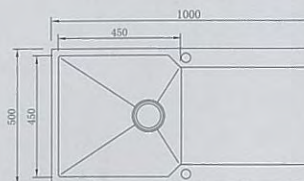
Stainless steel	Overall Dimension	Thickness	Depth	Finish
304	875x450(mm)	1.2mm	200mm	Satin

**DB653 (10°)**  
Double Bowl With Radius  
Corner R10



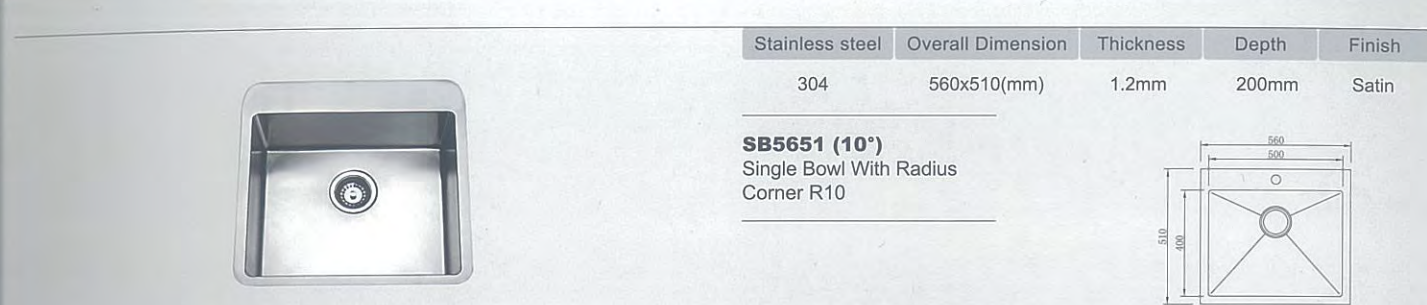
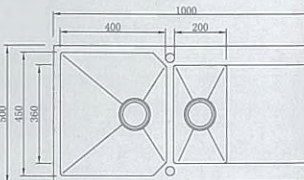
Stainless steel	Overall Dimension	Thickness	Depth	Finish
304	1000x500(mm)	1.2mm	200mm	Satin

**SBSD654 (10°)**  
Single Bowl & Single Drainer  
With Radius Corner R10



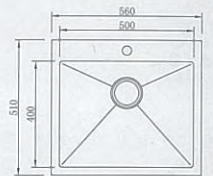
Stainless steel	Overall Dimension	Thickness	Depth	Finish
304	1000x500(mm)	1.2mm	200/170mm	Satin

**DBSD655 (10°)**  
1 & 1/4 Bowl & Single  
Drainer, Straight Drainer  
With Radius Corner R10



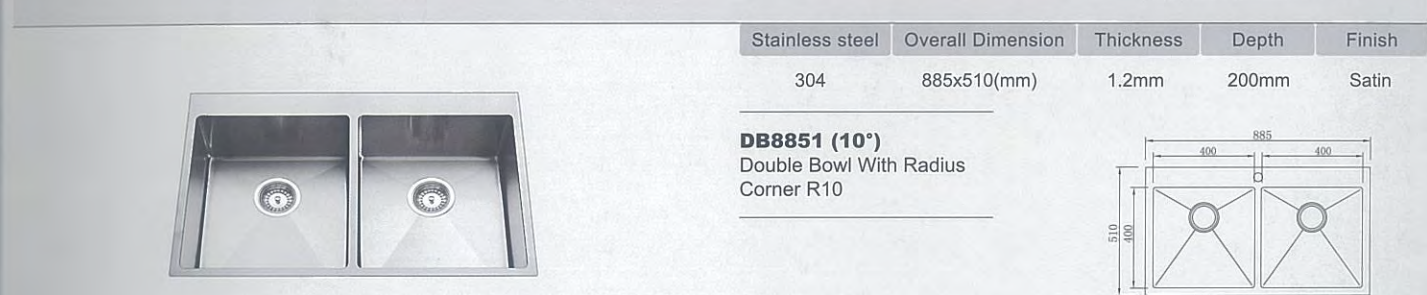
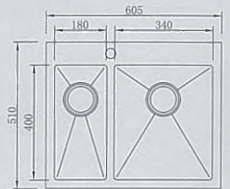
Stainless steel	Overall Dimension	Thickness	Depth	Finish
304	560x510(mm)	1.2mm	200mm	Satin

**SB5651 (10°)**  
Single Bowl With Radius  
Corner R10



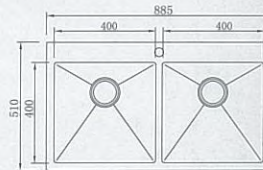
Stainless steel	Overall Dimension	Thickness	Depth	Finish
304	605x510(mm)	1.2mm	200/150mm	Satin

**DB6051 (10°)**  
1&1/2 Bowl With Radius  
Corner R10



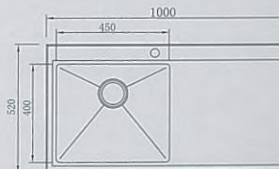
Stainless steel	Overall Dimension	Thickness	Depth	Finish
304	885x510(mm)	1.2mm	200mm	Satin

**DB8851 (10°)**  
Double Bowl With Radius  
Corner R10



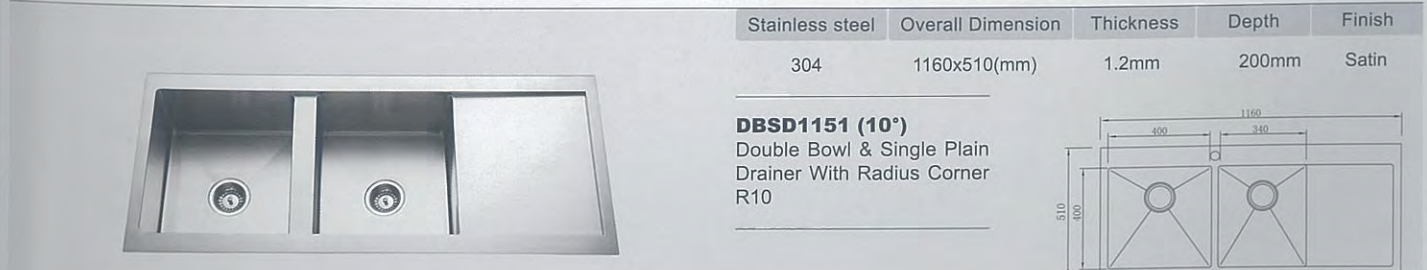
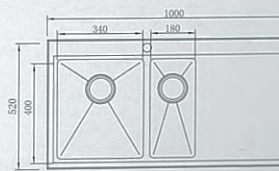
Stainless steel	Overall Dimension	Thickness	Depth	Finish
304	1000x520(mm)	1.2mm	200mm	Satin

**SBSD711 (10°)**  
Single Bowl & Single Plain  
Drainer  
With Radius Corner R10



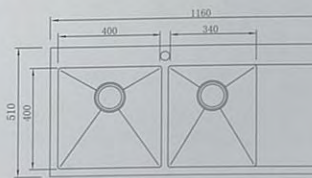
Stainless steel	Overall Dimension	Thickness	Depth	Finish
304	1000x520(mm)	1.2mm	200/130mm	Satin

**DBSD751 (10°)**  
1&1/2 Bowl & Single Plain  
Drainer With Radius Corner  
R10

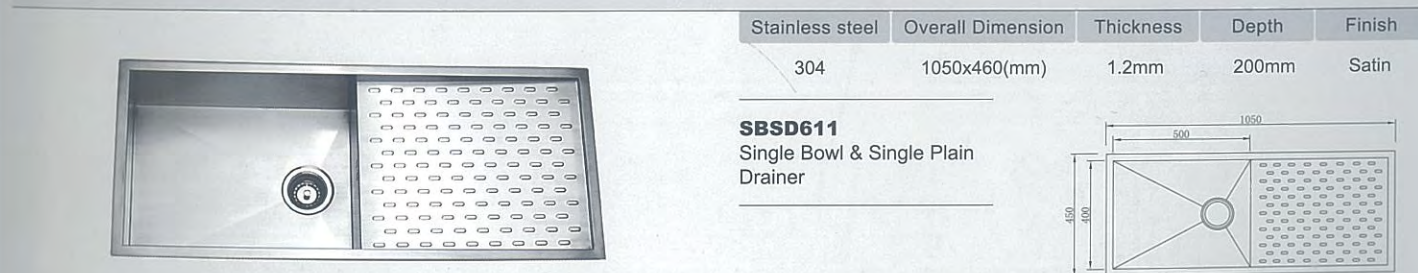
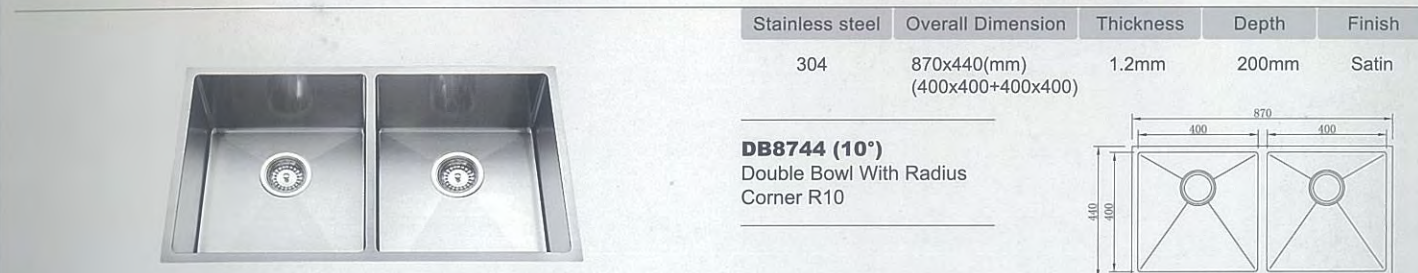
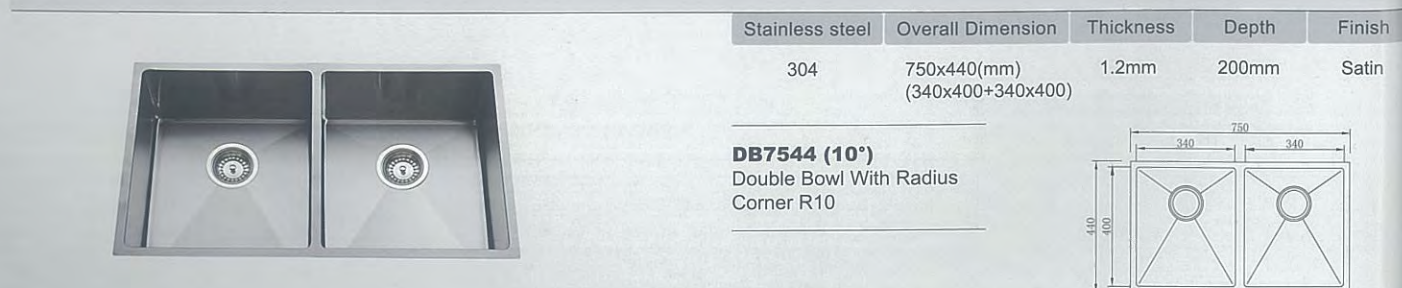
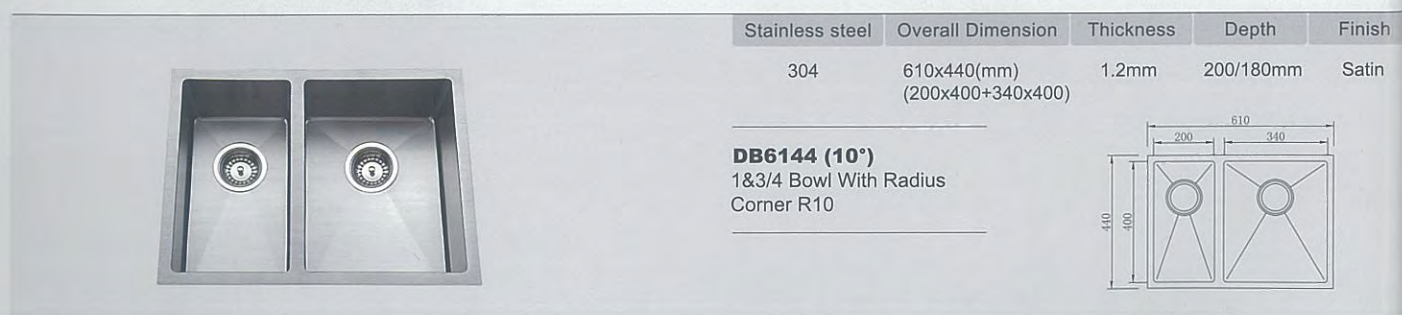
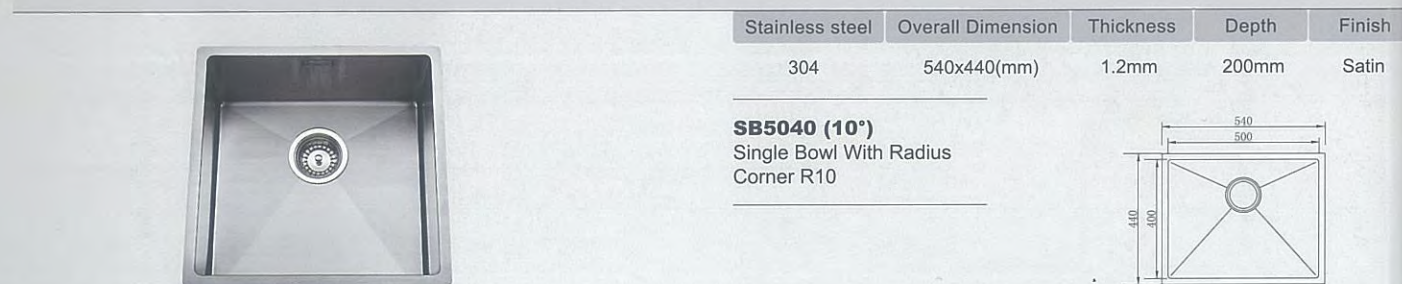
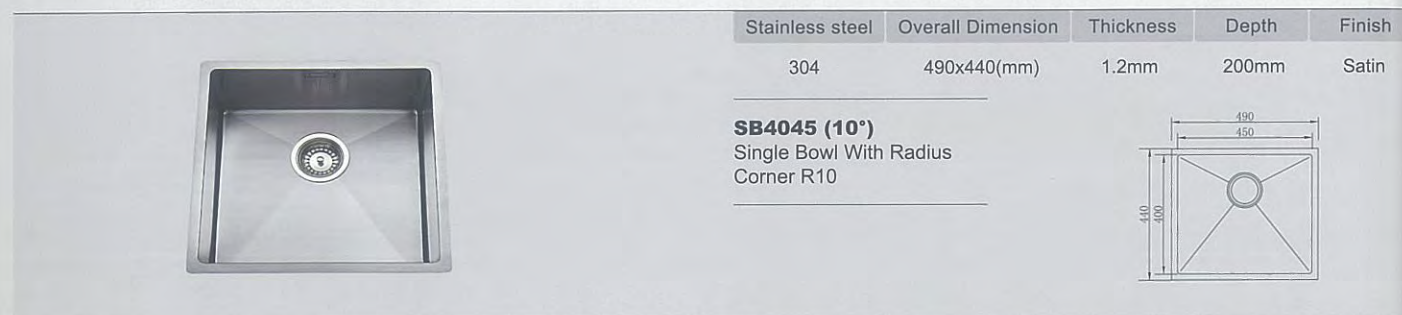
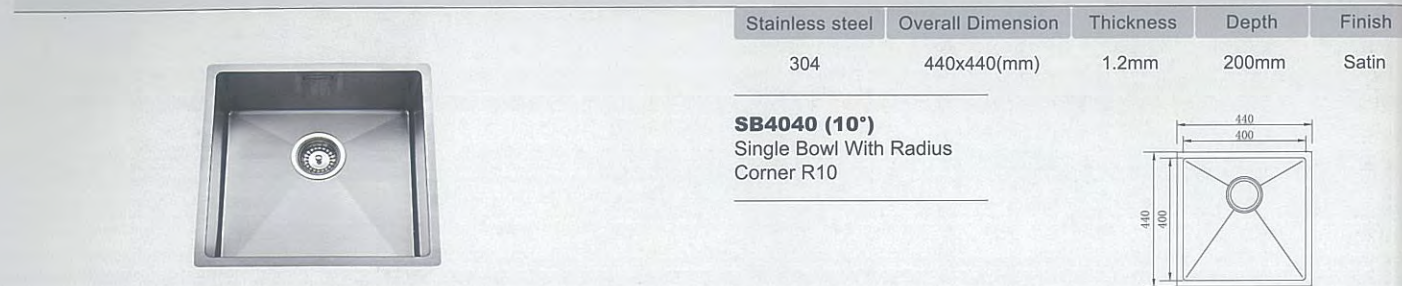
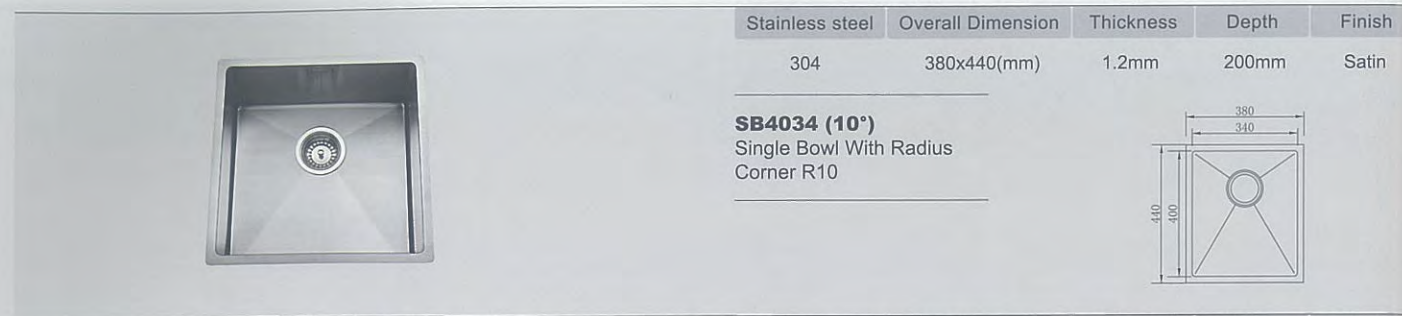


Stainless steel	Overall Dimension	Thickness	Depth	Finish
304	1160x510(mm)	1.2mm	200mm	Satin

**DBSD1151 (10°)**  
Double Bowl & Single Plain  
Drainer With Radius Corner  
R10





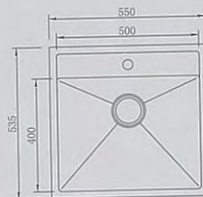






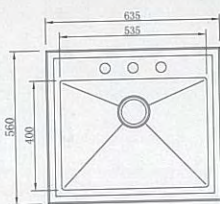
Stainless steel	Overall Dimension	Thickness	Depth	Finish
304	550x535(mm)	1.2mm	185mm	Satin

**SB72122 (10°)**  
Single Bowl With Radius  
Corner R10



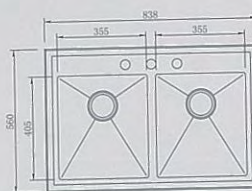
Stainless steel	Overall Dimension	Thickness	Depth	Finish
304	635x560(mm)	1.2mm	203mm	Satin

**SB2522 (10°)**  
Single Bowl With Radius  
Corner R10



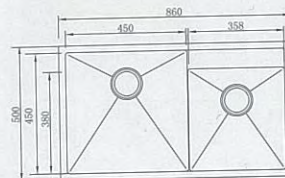
Stainless steel	Overall Dimension	Thickness	Depth	Finish
304	838x560(mm)	1.2mm	203mm	Satin

**DB3322 (10°)**  
Double Bowl With Radius  
Corner R10



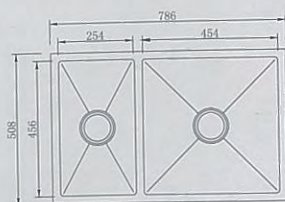
Stainless steel	Overall Dimension	Thickness	Depth	Finish
304	860x500(mm)	1.2mm	200/180mm	Satin

**DB8650 (10°)**  
1 1/2 Bowl With Radius  
Corner R10



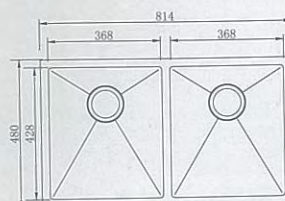
Stainless steel	Overall Dimension	Thickness	Depth	Finish
304	786x508(mm)	1.2mm	254mm	Satin

**DB73110 (10°)**  
1 1/2 Bowl With Radius  
Corner R10



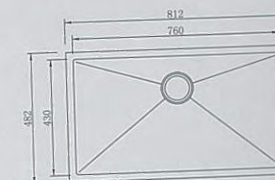
Stainless steel	Overall Dimension	Thickness	Depth	Finish
304	814x480(mm)	1.2mm	254mm	Satin

**DB73110B (10°)**  
Double Bowl With Radius  
Corner R10



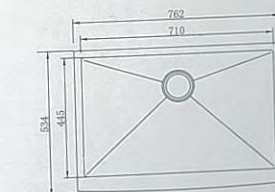
Stainless steel	Overall Dimension	Thickness	Depth	Finish
304	812x482(mm)	1.2mm	254mm	Satin

**SB73210 (10°)**  
Single Bowl With Radius  
Corner R10



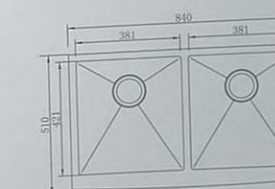
Stainless steel	Overall Dimension	Thickness	Depth	Finish
304	762x534(mm)	1.2mm	254mm	Satin

**SA73010 (10°)**  
Single Bowl With Apron, With  
Radius Corner R10



Stainless steel	Overall Dimension	Thickness	Depth	Finish
304	840x510(mm)	1.2mm	254mm	Satin

**DA73310 (10°)**  
Double Bowl With Apron, With  
Radius Corner R10






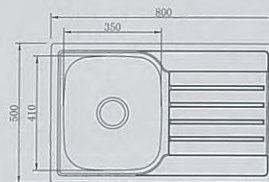
## F Series

### Pressed Sink With Drainer



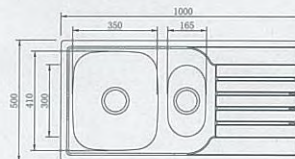
Stainless steel	Overall Dimension	Thickness	Depth	Finish
304	800x500(mm)	0.8mm	180mm	Silk

**RH8347**  
Single Bowl & Single Drainer



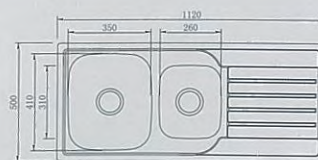
Stainless steel	Overall Dimension	Thickness	Depth	Finish
304	1000x500(mm)	0.8mm	180/130mm	Silk

**RH8360**  
1 & 1/4 Bowl & Single Drainer



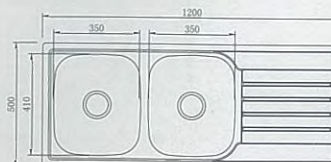
Stainless steel	Overall Dimension	Thickness	Depth	Finish
304	1120x500(mm)	0.8mm	180/160mm	Silk

**RH8361**  
1 & 3/4 Bowl & Single Drainer



Stainless steel	Overall Dimension	Thickness	Depth	Finish
304	1200x500(mm)	0.8mm	180mm	Silk

**RH8355**  
Double Bowl & Single Drainer

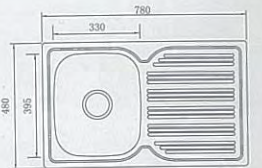


### Pressed Sink With Drainer

## G Series


Stainless steel	Overall Dimension	Thickness	Depth	Finish
304	780x480(mm)	0.8mm	180mm	Silk

**RH4339**  
Single Bowl & Single Drainer



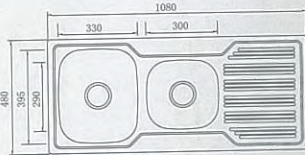
Stainless steel	Overall Dimension	Thickness	Depth	Finish
304	980x480(mm)	0.8mm	180/150mm	Silk

**RH4365**  
1 & 1/2 Bowl & Single Drainer



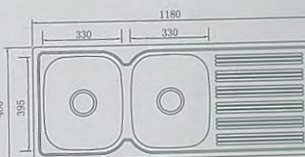
Stainless steel	Overall Dimension	Thickness	Depth	Finish
304	1080x480(mm)	0.8mm	180/150mm	Silk

**RH4357**  
1 & 3/4 Bowl & Single Drainer




Stainless steel	Overall Dimension	Thickness	Depth	Finish
304	1180x480(mm)	0.8mm	180mm	Silk

**RH4359**  
Double Bowl & Single Drainer



Stainless steel	Overall Dimension	Thickness	Depth	Finish
304	1380x480(mm)	0.8mm	180mm	Silk

**RH4451**  
Double Bowl & Double Drainer

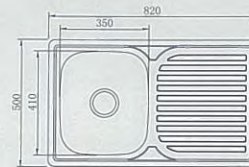






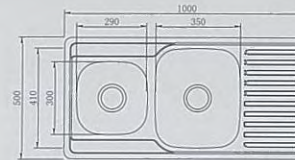
Stainless steel	Overall Dimension	Thickness	Depth	Finish
304	820x500(mm)	0.8mm	190mm	Silk/Polish

**RH1347**  
Single Bowl & Single Drainer



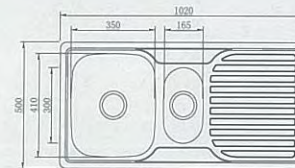
Stainless steel	Overall Dimension	Thickness	Depth	Finish
304	1000x500(mm)	0.8mm	190/160mm	Silk/Polish

**RH1354**  
1 & 3/4 Bowl & Single Drainer



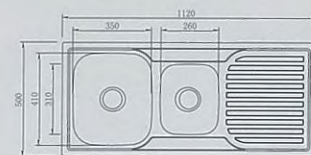
Stainless steel	Overall Dimension	Thickness	Depth	Finish
304	1020x500(mm)	0.8mm	190/130mm	Silk/Polish

**RH1360**  
1 & 1/4 Bowl & Single Drainer



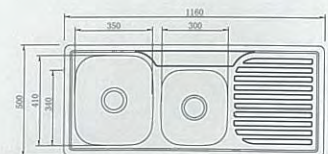
Stainless steel	Overall Dimension	Thickness	Depth	Finish
304	1120x500(mm)	0.8mm	190/160mm	Silk/Polish

**RH1361**  
1 & 1/2 Bowl & Single Drainer



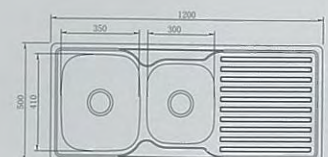
Stainless steel	Overall Dimension	Thickness	Depth	Finish
304	1160x500(mm)	0.8mm	190/160mm	Silk/Polish

**RH1362**  
1 & 3/4 Bowl & Single Drainer



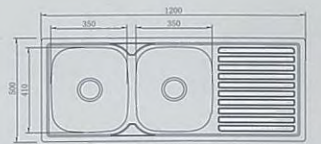
Stainless steel	Overall Dimension	Thickness	Depth	Finish
304	1200x500(mm)	0.8mm	180/160mm	Silk/Polish

**RH1363**  
1 & 3/4 Bowl & Single Drainer



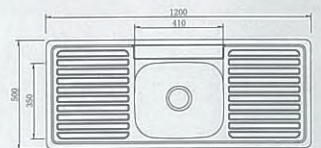
Stainless steel	Overall Dimension	Thickness	Depth	Finish
304	1200x500(mm)	0.8mm	190mm	Silk/Polish

**RH1355**  
Double Bowl & Single Drainer



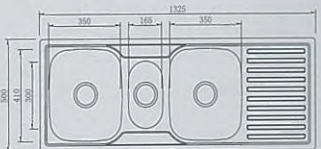
Stainless steel	Overall Dimension	Thickness	Depth	Finish
304	1200x500(mm)	0.8mm	190mm	Silk/Polish

**RH1446**  
Single bowl & Double drainer



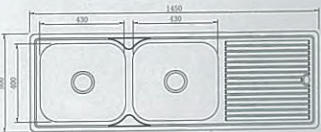
Stainless steel	Overall Dimension	Thickness	Depth	Finish
304	1325x500(mm)	0.8mm	190/130mm	Silk/Polish

**RH1325**  
2 & 1/2 Bowl & Single Drainer



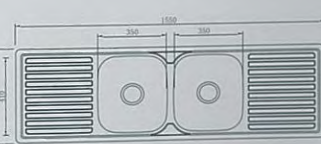
Stainless steel	Overall Dimension	Thickness	Depth	Finish
304	1450x500(mm)	0.8mm	200mm	Silk/Polish

**RH1353**  
Double bowl & single drainer



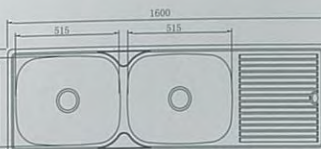
Stainless steel	Overall Dimension	Thickness	Depth	Finish
304	1550x500(mm)	0.8mm	190mm	Silk/Polish

**RH1351**  
Double Bowl & Double Drainer



Stainless steel	Overall Dimension	Thickness	Depth	Finish
304	1600x500(mm)	0.8mm	240mm	Silk/Polish

**RH1352**  
Double Bowl & Single Drainer





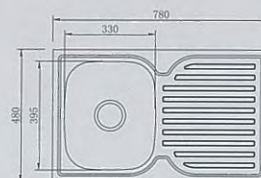
## H Series

### Pressed Sink With Drainer



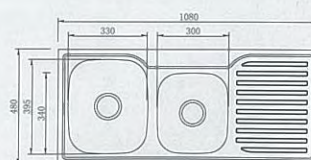
Stainless steel	Overall Dimension	Thickness	Depth	Finish
304	780x480(mm)	0.8mm	180mm	Silk

**RH1339**  
Single Bowl & Single Drainer



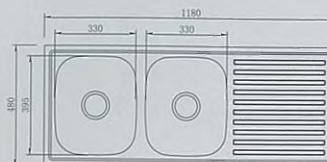
Stainless steel	Overall Dimension	Thickness	Depth	Finish
304	1080x480(mm)	0.8mm	180/160mm	Silk

**RH1357**  
1 & 3/4 Bowl & Single Drainer



Stainless steel	Overall Dimension	Thickness	Depth	Finish
304	1180x480(mm)	0.8mm	180mm	Silk

**RH1359**  
Double Bowl & Single Drainer



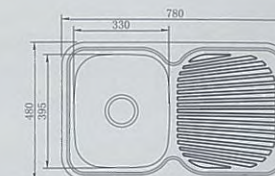
### Pressed Sink With Drainer

## I Series




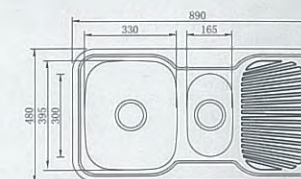
Stainless steel	Overall Dimension	Thickness	Depth	Finish
304	780x480(mm)	0.8mm	180mm	Silk/Polish

**RH2339**  
Single Bowl & Single Drainer



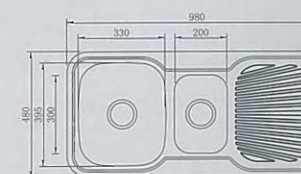
Stainless steel	Overall Dimension	Thickness	Depth	Finish
304	890x480(mm)	0.8mm	180/130mm	Silk/Polish

**RH2356**  
1 & 1/4 Bowl & Single Drainer



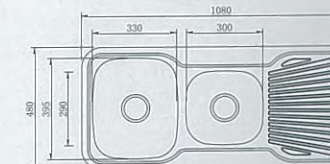
Stainless steel	Overall Dimension	Thickness	Depth	Finish
304	980x480(mm)	0.8mm	180/150mm	Silk/Polish

**RH2365**  
1 & 1/2 Bowl & Single Drainer




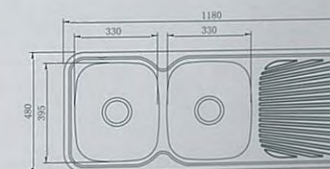
Stainless steel	Overall Dimension	Thickness	Depth	Finish
304	1080x480(mm)	0.8mm	180/150mm	Silk/Polish

**RH2357**  
1 & 3/4 Bowl & Single Drainer



Stainless steel	Overall Dimension	Thickness	Depth	Finish
304	1180x480(mm)	0.8mm	180/150mm	Silk/Polish

**RH2359**  
Double Bowl & Single Drainer

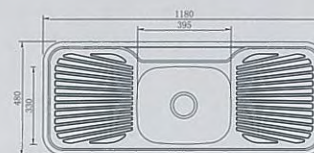






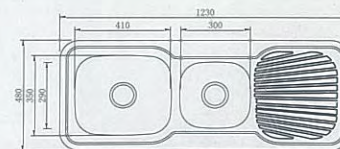
Stainless steel	Overall Dimension	Thickness	Depth	Finish
304	1180x480(mm)	0.8mm	180mm	Silk/Polish

**RH2445**  
Single Bowl & Double Drainer



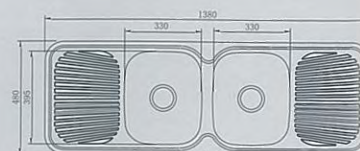
Stainless steel	Overall Dimension	Thickness	Depth	Finish
304	1230x480(mm)	0.8mm	180/160mm	Silk/Polish

**RH2358**  
1 & 3/4 Bowl & Single Drainer




Stainless steel	Overall Dimension	Thickness	Depth	Finish
304	1380x480(mm)	0.8mm	180mm	Silk/Polish

**RH2451**  
Double Bowl & Double Drainer



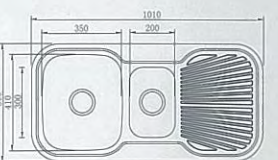
Stainless steel	Overall Dimension	Thickness	Depth	Finish
304	850x500	0.8mm	180mm	Silk/Polish

**RH2346**  
Single Bowl & Single Drainer



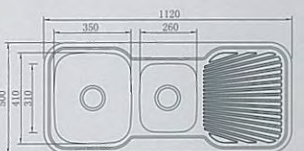
Stainless steel	Overall Dimension	Thickness	Depth	Finish
304	1010x500(mm)	0.8mm	180/150mm	Silk/Polish

**RH2366**  
1 & 1/2 Bowl & Single Drainer



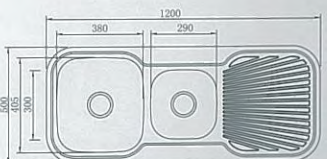
Stainless steel	Overall Dimension	Thickness	Depth	Finish
304	1120x500(mm)	0.8mm	180/160mm	Silk/Polish

**RH2367**  
1 & 3/4 Bowl & Single Drainer




Stainless steel	Overall Dimension	Thickness	Depth	Finish
304	1200x500(mm)	0.8mm	180/160mm	Silk/Polish

**RH2377**  
1 & 3/4 Bowl & Single Drainer



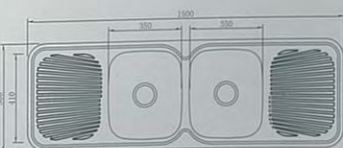
Stainless steel	Overall Dimension	Thickness	Depth	Finish
304	1380x500(mm)	0.8mm	200/180mm	Silk/Polish

**RH2453**  
1 & 3/4 Bowl & Single Drainer




Stainless steel	Overall Dimension	Thickness	Depth	Finish
304	1500x500(mm)	0.8mm	180mm	Silk/Polish

**RH2452**  
Double Bowl & Double Drainer

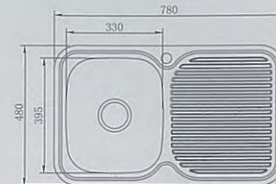






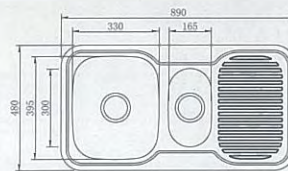
Stainless steel	Overall Dimension	Thickness	Depth	Finish
304	780x480(mm)	0.8mm	180mm	Silk/Polish

**RH3339**  
Single bowl & single drainer



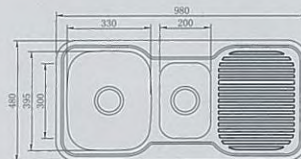
Stainless steel	Overall Dimension	Thickness	Depth	Finish
304	890x480(mm)	0.8mm	180/130mm	Silk/Polish

**RH3356**  
1 & 1/4 Bowl & Single Drainer



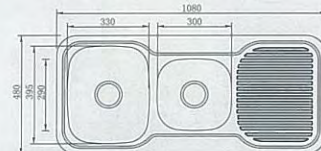
Stainless steel	Overall Dimension	Thickness	Depth	Finish
304	980x480(mm)	0.8mm	180/150mm	Silk/Polish

**RH3365**  
1 & 1/2 Bowl & Single Drainer



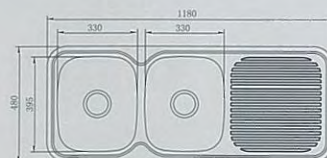
Stainless steel	Overall Dimension	Thickness	Depth	Finish
304	1080x480(mm)	0.8mm	180/150mm	Silk/Polish

**RH3357**  
1 & 3/4 Bowl & Single Drainer



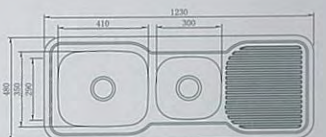
Stainless steel	Overall Dimension	Thickness	Depth	Finish
304	1180x480(mm)	0.8mm	180mm	Silk/Polish

**RH3359**  
Double Bowl & Single Drainer




Stainless steel	Overall Dimension	Thickness	Depth	Finish
304	1230x480(mm)	0.8mm	180/160mm	Silk/Polish

**RH3358**  
1 & 3/4 Bowl & Single Drainer



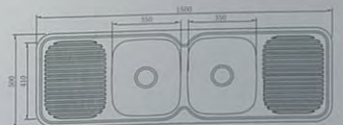
Stainless steel	Overall Dimension	Thickness	Depth	Finish
304	1380x480(mm)	0.8mm	180mm	Silk/Polish

**RH3451**  
Double Bowl & Double Drainer



Stainless steel	Overall Dimension	Thickness	Depth	Finish
304	1500x500(mm)	0.8mm	180mm	Silk/Polish

**RH3452**  
Double Bowl & Double Drainer

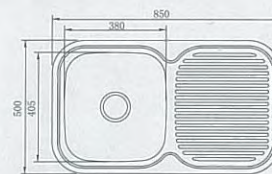






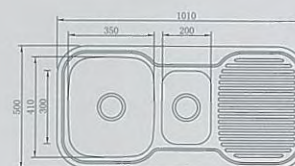
Stainless steel	Overall Dimension	Thickness	Depth	Finish
304	850x500(mm)	0.8mm	190mm	Silk/Polish

**RH4346**  
Single Bowl & Single Drainer



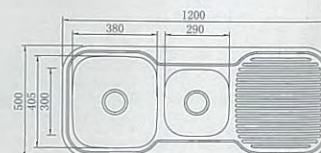
Stainless steel	Overall Dimension	Thickness	Depth	Finish
304	1010x500(mm)	0.8mm	190/150mm	Silk/Polish

**RH4366**  
1 & 1/4 Bowl & Single Drainer




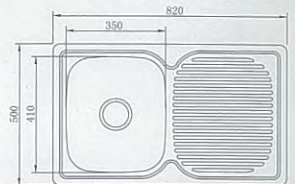
Stainless steel	Overall Dimension	Thickness	Depth	Finish
304	1200x500(mm)	0.8mm	190/160mm	Silk/Polish

**RH4377**  
1 & 3/4 Bowl & Single Drainer



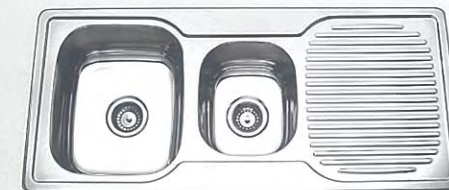
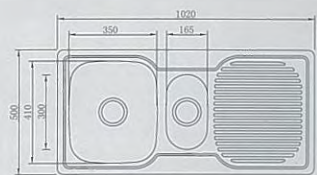
Stainless steel	Overall Dimension	Thickness	Depth	Finish
304	820x500(mm)	0.8mm	190mm	Silk/Polish

**RH4347**  
Single Bowl & Single Drainer



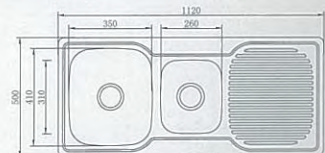
Stainless steel	Overall Dimension	Thickness	Depth	Finish
304	1020x500(mm)	0.8mm	190/130mm	Silk/Polish

**RH4360**  
1 & 1/4 Bowl & Single Drainer




Stainless steel	Overall Dimension	Thickness	Depth	Finish
304	1120x500(mm)	0.8mm	190/160mm	Silk/Polish

**RH4361**  
1 & 3/4 Bowl & Single Drainer



Stainless steel	Overall Dimension	Thickness	Depth	Finish
304	1200x500(mm)	0.8mm	190mm	Silk/Polish

**RH4351**  
Double Bowl & Single Drainer

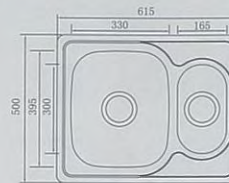






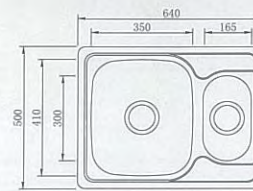
Stainless steel	Overall Dimension	Thickness	Depth	Finish
304	615x500(mm)	0.8mm	180/130mm	Silk/Polish

**RH1691**  
1 & 1/2 Bowl



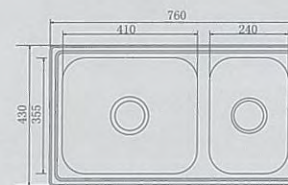
Stainless steel	Overall Dimension	Thickness	Depth	Finish
304	640x500(mm)	0.8mm	180/130mm	Silk/Polish

**RH1690**  
1 & 1/2 Bowl



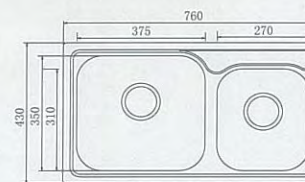
Stainless steel	Overall Dimension	Thickness	Depth	Finish
304	760x430(mm)	0.8mm	180mm	Silk/Polish

**RH1692**  
1 & 1/2 Bowl



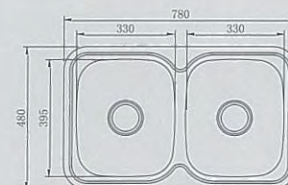
Stainless steel	Overall Dimension	Thickness	Depth	Finish
304	760x430(mm)	0.8mm	180mm	Silk/Polish

**RH1693**  
1 & 3/4 Bowl



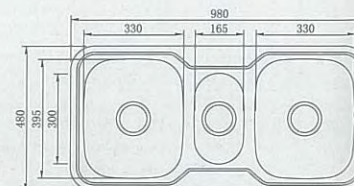
Stainless steel	Overall Dimension	Thickness	Depth	Finish
304	780x480(mm)	0.8mm	180mm	Silk/Polish

**RH2658**  
Double Bowl



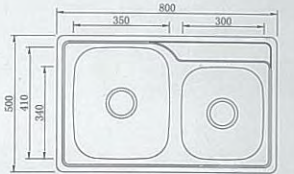
Stainless steel	Overall Dimension	Thickness	Depth	Finish
304	980x480(mm)	0.8mm	180/130mm	Silk/Polish

**RH3690**  
2 & 1/4 Bowl



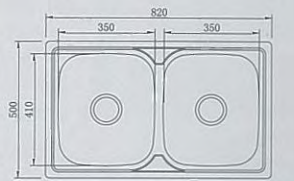
Stainless steel	Overall Dimension	Thickness	Depth	Finish
304	800x500(mm)	0.8mm	190/160mm	Silk/Polish

**RH1630**  
1 & 3/4 Bowl



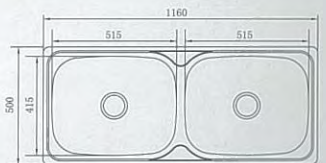
Stainless steel	Overall Dimension	Thickness	Depth	Finish
304	820x500(mm)	0.8mm	190mm	Silk/Polish

**RH1649**  
Double Bowl



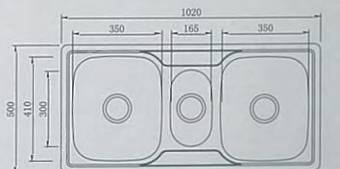
Stainless steel	Overall Dimension	Thickness	Depth	Finish
304	1160x500(mm)	0.8mm	250mm	Silk/Polish

**RH4652**  
Double Bowl



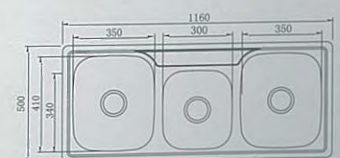
Stainless steel	Overall Dimension	Thickness	Depth	Finish
304	1020x500(mm)	0.8mm	190/130mm	Silk/Polish

**RH1688**  
2 & 1/4 Bowl



Stainless steel	Overall Dimension	Thickness	Depth	Finish
304	1160x500(mm)	0.8mm	190/160mm	Silk/Polish

**RH1689**  
2 & 3/4 Bowl







Stainless steel	Overall Dimension	Thickness	Depth	Finish
304	430x430(mm)	0.8mm	170mm	Silk/Polish

**RH5219**  
Single Round Bowl



Stainless steel	Overall Dimension	Thickness	Depth	Finish
304	450x450(mm)	0.8mm	180mm	Silk/Polish

**RH5218**  
Single Round Bowl



Stainless steel	Overall Dimension	Thickness	Depth	Finish
304	450x450(mm)	0.8mm	40mm	Silk/Polish

**RH5228**  
Single Round Bowl



Stainless steel	Overall Dimension	Thickness	Depth	Finish
304	500x500(mm)	0.8mm	170mm	Silk/Polish

**RH5229**  
Single Round Bowl



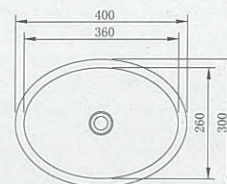
Stainless steel	Overall Dimension	Thickness	Depth	Finish
304	290x290(mm)	0.8mm	85mm	Silk/Polish

**RH116**  
Single Round Bowl



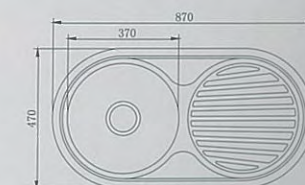
Stainless steel	Overall Dimension	Thickness	Depth	Finish
304	400x300(mm)	0.8mm	110mm	Silk/Polish

**RH117**  
Single Round Bowl



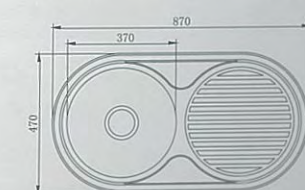
Stainless steel	Overall Dimension	Thickness	Depth	Finish
304	870x470(mm)	0.8mm	170mm	Silk/Polish

**RH5317**  
Single Bowl & Single Drainer



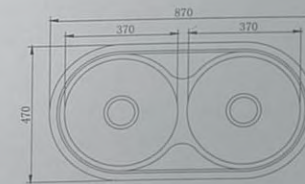
Stainless steel	Overall Dimension	Thickness	Depth	Finish
304	870x470(mm)	0.8mm	170mm	Silk/Polish

**RH5318**  
Single Bowl & Single Drainer



Stainless steel	Overall Dimension	Thickness	Depth	Finish
304	870x470(mm)	0.8mm	170mm	Silk/Polish

**RH5617**  
Double Bowl





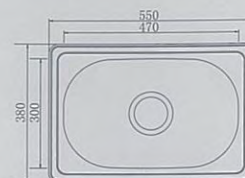
# N Series

## Laundry Tub Insert



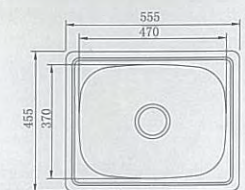
Stainless steel	Overall Dimension	Thickness	Depth	Finish
304	550x380(mm)	0.8mm	210mm	Silk/Polish

**RH6231**  
Single Bowl



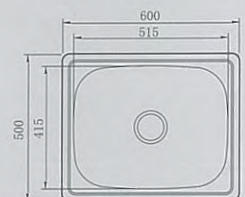
Stainless steel	Overall Dimension	Thickness	Depth	Finish
304	555x455(mm)	0.8mm	220mm	Silk/Polish

**RH6235**  
Single Bowl



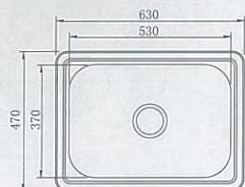
Stainless steel	Overall Dimension	Thickness	Depth	Finish
304	600x500(mm)	0.8mm	240mm	Silk/Polish

**RH6236**  
Single Bowl



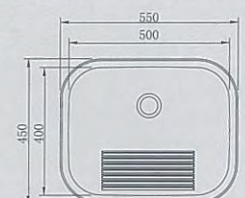
Stainless steel	Overall Dimension	Thickness	Depth	Finish
304	630x470(mm)	0.8mm	240mm	Silk/Polish

**RH6216**  
Single Bowl



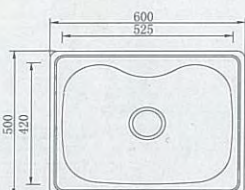
Stainless steel	Overall Dimension	Thickness	Depth	Finish
304	550x450(mm)	0.8mm	210mm	Silk/Polish

**RH6232**  
Laundry Tub (Single Bowl)



Stainless steel	Overall Dimension	Thickness	Depth	Finish
304	600x500(mm)	0.8mm	240mm	Silk/Polish

**RH6234**  
Single Bowl



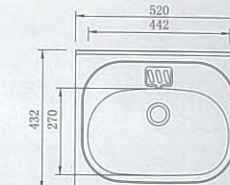
## Laundry Tub Lay On

# O Series



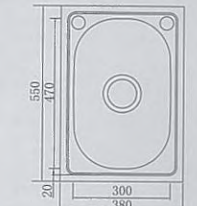
Stainless steel	Overall Dimension	Thickness	Depth	Finish
304	520x432(mm)	0.8mm	170mm	Silk/Polish

**RH6218**  
Laundry Tub with lip edge



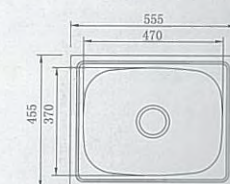
Stainless steel	Overall Dimension	Thickness	Depth	Finish
304	550x380(mm)	0.8mm	210mm	Silk/Polish

**RH6231B**  
Laundry Tub with lip edge



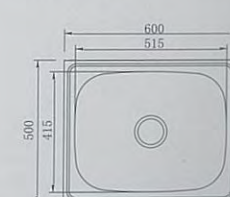
Stainless steel	Overall Dimension	Thickness	Depth	Finish
304	555x455(mm)	0.8mm	220mm	Silk/Polish

**RH6235B**  
Laundry Tub with lip edge



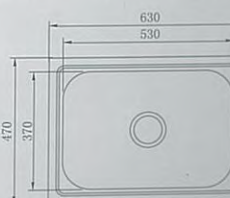
Stainless steel	Overall Dimension	Thickness	Depth	Finish
304	600x500(mm)	0.8mm	240mm	Silk/Polish

**RH6236B**  
Laundry Tub with lip edge



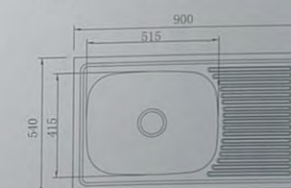
Stainless steel	Overall Dimension	Thickness	Depth	Finish
304	630x470(mm)	0.8mm	240mm	Silk/Polish

**RH6216B**  
Laundry Tub with lip edge



Stainless steel	Overall Dimension	Thickness	Depth	Finish
304	900x540(mm)	0.8mm	240mm	Silk/Polish

**RH1337**  
Single Bowl & Single Drainer  
with lid edge

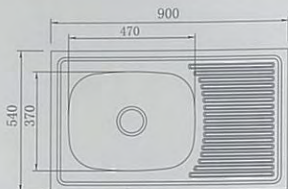






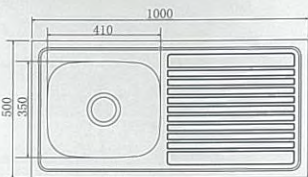
Stainless steel	Overall Dimension	Thickness	Depth	Finish
304	900x540(mm)	0.8mm	200mm	Silk/Polish

**RH1336**  
Single Bowl & Single Drainer



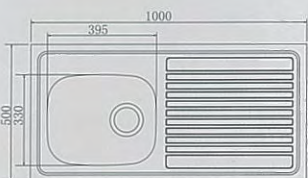
Stainless steel	Overall Dimension	Thickness	Depth	Finish
304	1000x500(mm)	0.8mm	180mm	Silk/Polish

**RH6338**  
Single bowl & single drainer



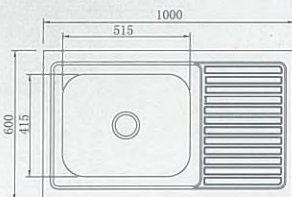
Stainless steel	Overall Dimension	Thickness	Depth	Finish
304	1000x500(mm)	0.8mm	180mm	Silk/Polish

**RH6339**  
Single bowl & single drainer



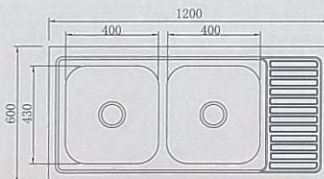
Stainless steel	Overall Dimension	Thickness	Depth	Finish
304	1005x600(mm)	0.8mm	240mm	Silk/Polish

**RH1335**  
Single Bowl & Single Drainer



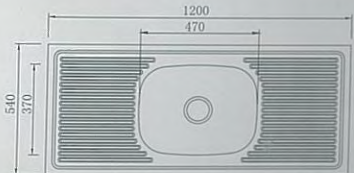
Stainless steel	Overall Dimension	Thickness	Depth	Finish
304	1200x600(mm)	0.8mm	200mm	Silk/Polish

**RH1444**  
Double Bowl & Single Drainer



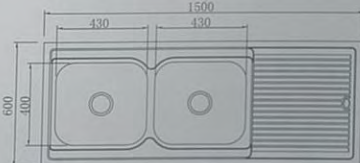
Stainless steel	Overall Dimension	Thickness	Depth	Finish
304	1200x540(mm)	0.8mm	200mm	Silk/Polish

**RH1447**  
Single Bowl & Double Drainer



Stainless steel	Overall Dimension	Thickness	Depth	Finish
304	1500x600(mm)	0.8mm	200mm	Silk/Polish

**RH1350**  
Double Bowl & Single Drainer








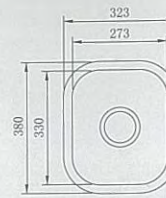
Stainless steel	Overall Dimension	Thickness	Depth	Finish
304	340x240(mm)	0.8mm	130mm	Silk/Satin/Polish

**RH207A**  
Single Bowl




Stainless steel	Overall Dimension	Thickness	Depth	Finish
304	323x380(mm)	1.2mm	177mm	Silk/Satin/Polish

**RH241A**  
Single Bowl



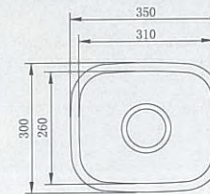
Stainless steel	Overall Dimension	Thickness	Depth	Finish
304	340x205(mm)	0.8mm	130mm	Silk/Satin/Polish

**RH208A**  
Single Bowl




Stainless steel	Overall Dimension	Thickness	Depth	Finish
304	350x300(mm)	0.8/1.0mm	160mm	Silk/Satin/Polish

**RH209A**  
Single Bowl



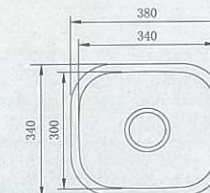
Stainless steel	Overall Dimension	Thickness	Depth	Finish
304	355x345(mm)	0.8/1.0mm	160mm	Silk/Satin/Polish

**RH223A**  
Single Bowl



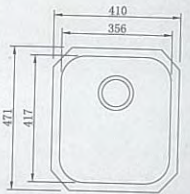
Stainless steel	Overall Dimension	Thickness	Depth	Finish
304	380x340(mm)	0.8/1.0/1.2mm	180mm	Silk/Satin/Polish

**RH224A**  
Single Bowl



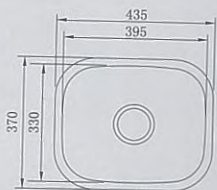
Stainless steel	Overall Dimension	Thickness	Depth	Finish
304	410x471(mm)	1.0/1.2mm	210mm	Silk/Satin/Polish

**RH240A**  
Single Bowl



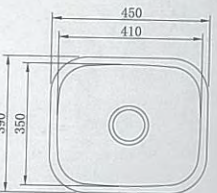
Stainless steel	Overall Dimension	Thickness	Depth	Finish
304	435x370(mm)	0.8/1.0/1.2mm	160mm	Silk/Satin/Polish

**RH212A**  
Single Bowl



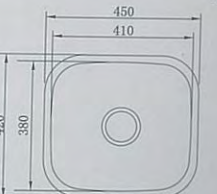
Stainless steel	Overall Dimension	Thickness	Depth	Finish
304	450x390(mm)	0.8/1.0mm	180mm	Silk/Satin/Polish

**RH238A**  
Single Bowl



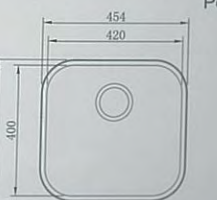
Stainless steel	Overall Dimension	Thickness	Depth	Finish
304	450x420(mm)	0.8/1.0/1.2mm	180mm	Silk/Satin/Polish

**RH239A**  
Single Bowl



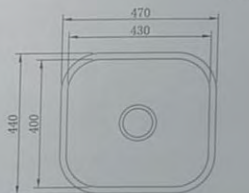
Stainless steel	Overall Dimension	Thickness	Depth	Finish
304	454x434(mm)	0.8/1.0mm	190mm	Silk/Satin/Polish

**RH315A**  
Single Bowl



Stainless steel	Overall Dimension	Thickness	Depth	Finish
304	470x440(mm)	0.8/1.0/1.2mm	190mm	Silk/Satin/Polish

**RH314A**  
Single Bowl

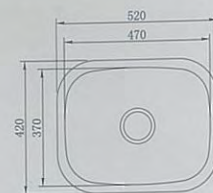






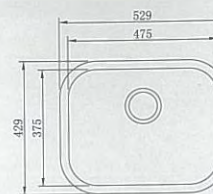
Stainless steel	Overall Dimension	Thickness	Depth	Finish
304	520x420(mm)	0.8/1.0/1.2mm	180mm	Silk/Satin/Polish

**RH235A**  
Single Bowl




Stainless steel	Overall Dimension	Thickness	Depth	Finish
304	529x429(mm)	0.8/1.0/1.2mm	210mm	Silk/Satin/Polish

**RH250A**  
Single Bowl



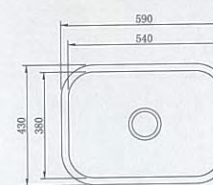
Stainless steel	Overall Dimension	Thickness	Depth	Finish
304	575x470(mm)	0.8/1.0/1.2mm	230mm	Silk/Satin/Polish

**RH236A**  
Single Bowl



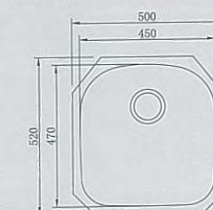
Stainless steel	Overall Dimension	Thickness	Depth	Finish
304	590x430(mm)	0.8/1.0/1.2mm	220mm	Silk/Satin/Polish

**RH216A**  
Single Bowl



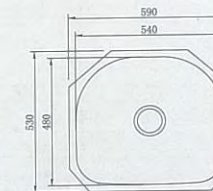
Stainless steel	Overall Dimension	Thickness	Depth	Finish
304	500x520(mm)	1.0/1.2mm	230mm	Silk/Satin

**RH7305**  
Single Bowl



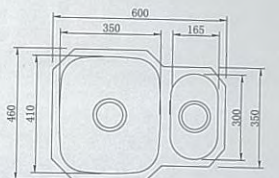
Stainless steel	Overall Dimension	Thickness	Depth	Finish
304	590x530(mm)	1.0/1.2mm	230mm	Silk/Satin

**RH7211**  
Single Bowl



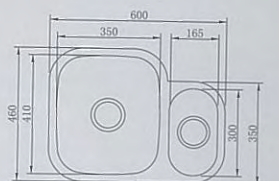
Stainless steel	Overall Dimension	Thickness	Depth	Finish
304	600x460(mm)	0.8/1.0/1.2mm	185/125mm	Silk/Satin

**RH7608**  
1&1/2 Bowl



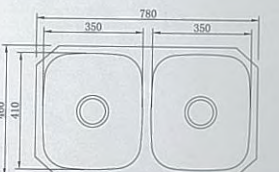
Stainless steel	Overall Dimension	Thickness	Depth	Finish
304	600x460(mm)	1.0/1.2mm	185/125mm	Silk/Satin

**RH7609**  
1&1/2 Bowl



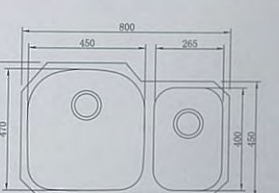
Stainless steel	Overall Dimension	Thickness	Depth	Finish
304	780x460(mm)	1.0/1.2mm	210mm	Silk/Satin

**RH7210**  
Double Bowl



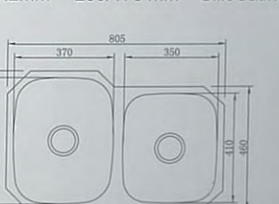
Stainless steel	Overall Dimension	Thickness	Depth	Finish
304	800x520(mm)	1.0/1.2mm	230/178 mm	Silk/Satin

**RH7222**  
1&1/2 Bowl



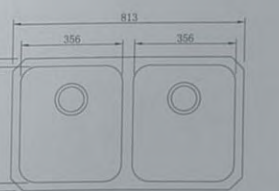
Stainless steel	Overall Dimension	Thickness	Depth	Finish
304	805x520(mm)	1.0/1.2mm	230/178 mm	Silk/Satin

**RH7208**  
1&3/4 Bowl



Stainless steel	Overall Dimension	Thickness	Depth	Finish
304	813x480(mm)	1.0/1.2mm	210mm	Silk/Satin

**RH7214**  
Double Bowl





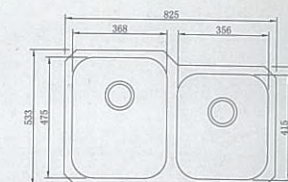
# STAINLESS STEEL SINKS

Beautiful Kitchens Rhine Sinkware Desinged to suit today's modern lifestyle.



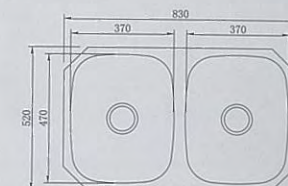
Stainless steel	Overall Dimension	Thickness	Depth	Finish
304	825x533 (mm)	1.0/1.2mm	210mm	Silk/Satin

**RH7215**  
1 & 3/4 Bowl



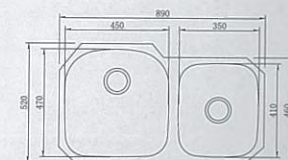
Stainless steel	Overall Dimension	Thickness	Depth	Finish
304	830x520 (mm)	1.0/1.2mm	230mm	Silk/Satin

**RH7207**  
Double Bowl



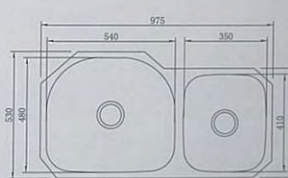
Stainless steel	Overall Dimension	Thickness	Depth	Finish
304	890x520 (mm)	1.0/1.2mm	230/178 mm	Silk/Satin

**RH7209**  
1 & 3/4 Bowl



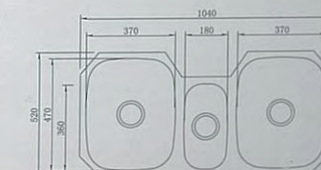
Stainless steel	Overall Dimension	Thickness	Depth	Finish
304	975x530 (mm)	1.0/1.2mm	230/178 mm	Silk/Satin

**RH7909**  
1 & 3/4 Bowl




Stainless steel	Overall Dimension	Thickness	Depth	Finish
304	1040x520 (mm)	1.0/1.2mm	230/180mm	Silk/Satin

**RH7503**  
2 & 1/4 Bowl


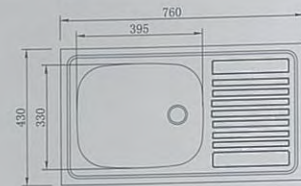






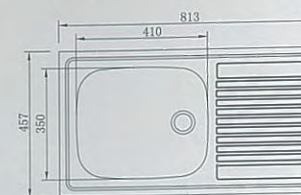
Stainless steel	Overall Dimension	Thickness	Depth	Finish
304	760x430(mm)	0.8mm	180mm	Silk/Polish

**RH6332**  
Single bowl & single drainer




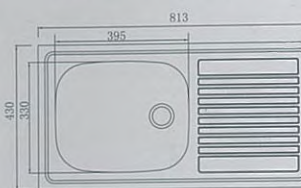
Stainless steel	Overall Dimension	Thickness	Depth	Finish
304	813x457(mm)	0.8mm	180mm	Silk/Polish

**RH6330**  
Single bowl & single drainer




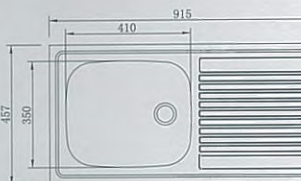
Stainless steel	Overall Dimension	Thickness	Depth	Finish
304	813x430(mm)	0.8mm	180mm	Silk/Polish

**RH6336**  
Single bowl & single drainer




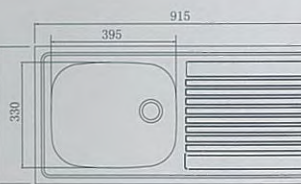
Stainless steel	Overall Dimension	Thickness	Depth	Finish
304	915x457(mm)	0.8mm	180mm	Silk/Polish

**RH6331**  
Single bowl & single drainer



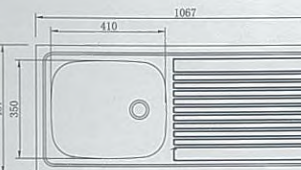
Stainless steel	Overall Dimension	Thickness	Depth	Finish
304	915x430(mm)	0.8mm	180mm	Silk/Polish

**RH6337**  
Single bowl & single drainer



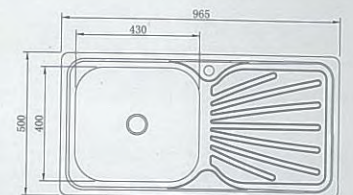
Stainless steel	Overall Dimension	Thickness	Depth	Finish
304	1067x457(mm)	0.8mm	180mm	Silk/Polish

**RH6335**  
Single bowl & single drainer



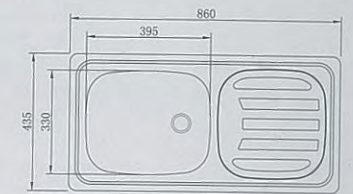
Stainless steel	Overall Dimension	Thickness	Depth	Finish
304	965x500(mm)	0.6mm	160mm	Silk

**RH9335**  
Single Bowl & Single Drainer



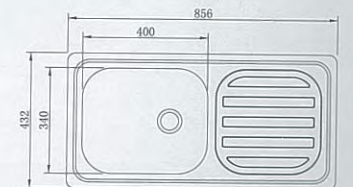
Stainless steel	Overall Dimension	Thickness	Depth	Finish
304	860x435(mm)	0.6mm	160mm	Silk

**RH2860**  
Single Bowl & Single Drainer




Stainless steel	Overall Dimension	Thickness	Depth	Finish
304	856x432(mm)	0.6mm	155mm	Silk

**RH2861**  
Single Bowl & Single Drainer




Stainless steel	Overall Dimension	Thickness	Depth	Finish
304	860x435(mm)	0.6mm	165mm	Silk

**RH3860**  
Single Bowl & Single Drainer



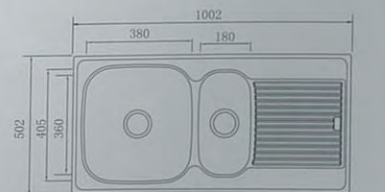
Stainless steel	Overall Dimension	Thickness	Depth	Finish
304	862x502(mm)	0.8mm	190mm	Silk

**RH5346**  
Single bowl & Single Drainer



Stainless steel	Overall Dimension	Thickness	Depth	Finish
304	1002x502(mm)	0.8mm	190/160mm	Silk

**RH5366**  
1 1/2 Bowl & Single Drainer

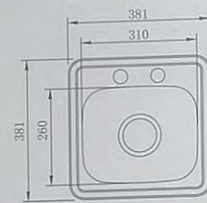






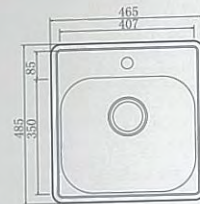
Stainless steel	Overall Dimension	Thickness	Depth	Finish
304	381x381(mm)	0.6/0.8mm	140mm 152mm	Satin

**RH1515**  
Single Bowl



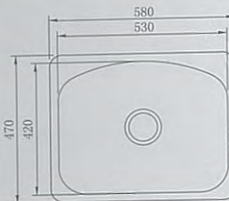
Stainless steel	Overall Dimension	Thickness	Depth	Finish
304	465x485(mm)	0.8mm	180mm	Silk/Polish

**RH1818**  
Single Bowl



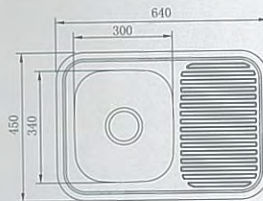
Stainless steel	Overall Dimension	Thickness	Depth	Finish
304	580x470(mm)	1.0mm	203mm	Satin

**RH2218**  
Single Bowl



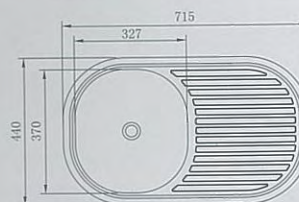
Stainless steel	Overall Dimension	Thickness	Depth	Finish
304	640x450(mm)	0.6mm	175mm	Silk

**RH9322**  
Single Bowl & Single Drainer,  
Caravan Sink




Stainless steel	Overall Dimension	Thickness	Depth	Finish
304	715x440(mm)	0.6mm	160mm	Silk

**RH9323**  
Single Bowl & Single Drainer,  
Caravan Sink



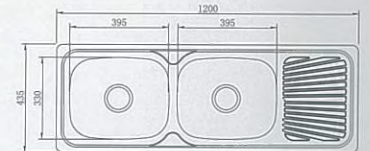
Stainless steel	Overall Dimension	Thickness	Depth	Finish
304	1200x435(mm)	0.6mm	160mm	Silk

**RH2150**  
Double Bowl & Single Drainer



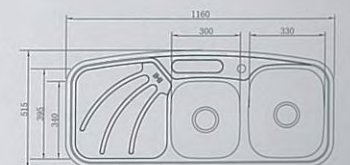
Stainless steel	Overall Dimension	Thickness	Depth	Finish
304	1200x435(mm)	0.6mm	160mm	Silk

**RH2151**  
Double Bowl & Single Drainer



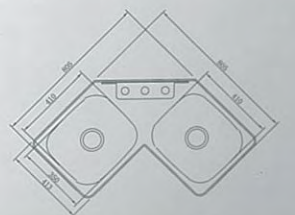
Stainless steel	Overall Dimension	Thickness	Depth	Finish
304	1160x515(mm)	0.8mm	180mm	Silk/Polish

**RH8804**  
1 & 3/4 Bowl & Single Drainer



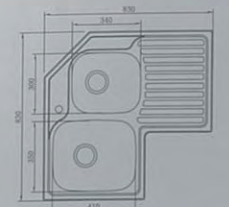
Stainless steel	Overall Dimension	Thickness	Depth	Finish
304	805x805(mm)	0.8mm	177mm	Silk/Polish

**BL3131**  
Corner Double Bowl




Stainless steel	Overall Dimension	Thickness	Depth	Finish
304	830x830(mm)	0.8mm	180mm	Silk/Polish

**BL3232**  
Corner Double Bowl & Single  
Drainer









Stainless steel	Overall Dimension	Thickness	Depth	Finish
SS#304 Tempered glass	800x500(mm)	Bowl:0.8mm Top:8.0mm	208mm	Bowl:Silk Top:WHITE /BLACK Smooth

**GS5347B/W**  
Single Bowl & Single Drainer  
With Radius Corner R40



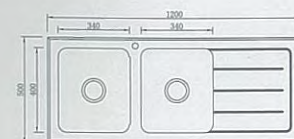
Stainless steel	Overall Dimension	Thickness	Depth	Finish
SS#304 Tempered glass	1000x500(mm)	Bowl:0.8mm Top:8.0mm	208/160mm	Bowl:Silk Top:WHITE /BLACK Smooth

**GS5360B/W**  
1 1/4 Bowl & Single Drainer With  
Radius Corner R40




Stainless steel	Overall Dimension	Thickness	Depth	Finish
SS#304 Tempered glass	1200x500(mm)	Bowl:0.8mm Top:8.0mm	208mm	Bowl:Silk Top:WHITE /BLACK Smooth

**GS5355B/W**  
Double Bowl & Single Drainer  
With Radius Corner R40



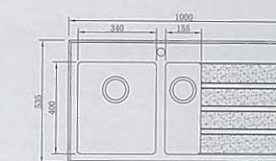
Stainless steel	Overall Dimension	Thickness	Depth	Finish
SS#304 Tempered glass	1000x535(mm)	Bowl:1.0mm Top:8.0mm	208mm	Bowl:Silk Top:WHITE /BLACK Smooth

**GS711B/W**  
Single Bowl & Single Drainer  
With Radius Corner R12



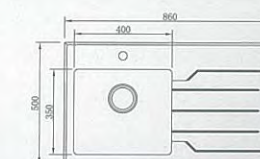
Stainless steel	Overall Dimension	Thickness	Depth	Finish
SS#304 Tempered glass	1000x535(mm)	Bowl:1.0mm Top:8.0mm	208mm	Bowl:Silk Top:WHITE /BLACK Sandblast

**GS751B/W**  
1 1/4 Bowl & Single Drainer  
With Radius Corner R12




Stainless steel	Overall Dimension	Thickness	Depth	Finish
SS#304 Tempered glass	860x500(mm)	Bowl:1.0mm Top:8.0mm	208mm	Bowl:Silk Top:WHITE /BLACK Sandblast

**GS9348B/W**  
Single Bowl & Single Drainer  
With Radius Corner R25



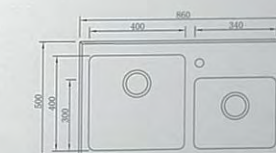
Stainless steel	Overall Dimension	Thickness	Depth	Finish
SS#304 Tempered glass	1080x480(mm)	Bowl:1.0mm Top:8.0mm	208/180mm	Bowl:Silk Top:WHITE /BLACK Sandblast

**GS9358B/W**  
1 3/4 Bowl & Single Drainer  
With Radius Corner R25



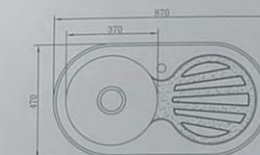
Stainless steel	Overall Dimension	Thickness	Depth	Finish
SS#304 Tempered glass	860x500(mm)	Bowl:1.0mm Top:8.0mm	208/180mm	Bowl:Silk Top:WHITE /BLACK Smooth

**GS9215B/W**  
1 3/4 Bowl With Radius Corner  
R25



Stainless steel	Overall Dimension	Thickness	Depth	Finish
SS#304 Tempered glass	870x470(mm)	Bowl:0.8mm Top:8.0mm	178mm	Bowl:Silk Top:WHITE /BLACK Sandblast

**GS5317B/W**  
Single Bowl & Single Drainer








LC538B  
Laundry Tub and Cabinet  
550x380x870




LC560B  
Laundry Tub and Cabinet  
560x460x870



LC600B  
Laundry Tub and Cabinet  
600x500x870



LC538L  
Compact Laundry Tub and Cabinet  
380x550x870



LC560L  
Compact Laundry Tub and Cabinet  
460x560x870




LC630B  
Laundry Tub and Cabinet  
630x470x870



LC560R  
Laundry Tub and Cabinet  
560x460x870



LC600R  
Laundry Tub and Cabinet  
600x500x870




LC600L  
Compact Laundry Tub and Cabinet  
500x600x870



LC630L  
Compact Laundry Tub and Cabinet  
470x630x870





5PCS / Bundle




Pallet Package A



Pad For Sound Elimination



Individual Package F



Spray Lacquer



Pallet Package B



Pallet Package D



Individual Package G



Pallet Package C



Pallet Package E





RH600  
Splash Back  
598x650x11mm



RH750  
Splash Back  
750x650x11mm




RH900  
Splash Back  
900x650x11mm



RH1000  
Splash Back  
1000x650x11mm



GD30  
convolve grid SS#304  
0.5mm thickness  
510x420 mm



SC720  
S/S Handmade Colandar  
1.2mm thickness  
437x270x75mm



ST940  
S/S Handmade Tray  
1.2mm thickness  
365x425x20mm



SA-1  
S/S Handmade Tray  
1.2mm thickness  
395x420x30mm



GCB238  
Delax Timber Chopping Board  
455x290mm



CB934  
Delax Timber Chopping Board  
360x420x22mm



CB940  
Delax Timber Chopping Board  
452x275x22mm



CB219-2  
Timber Chopping Board  
405x405mm



CB219  
Timber Chopping Board  
390x390mm



CB212  
Timber Chopping Board  
410x345mm



CB238  
Timber Chopping Board  
420x365mm



CB239  
Timber Chopping Board  
430x395mm



SB212  
S/S Draining Basket  
370x320x145mm



SB219  
S/S Draining Basket  
345x345x145mm



SB238  
S/S Draining Basket  
383x333x145mm



ST238-2  
S/S Tray  
0.8mm thickness  
367x430mm



ST238-3  
S/S Tray  
0.8mm thickness  
432x369mm



ST212  
S/S Tray  
0.8mm thickness  
416x349mm



ST219  
S/S Tray  
0.8mm thickness  
398x398mm



ST238  
S/S Tray  
0.8mm thickness  
432x369mm



SC207  
S/S Colandar  
0.8mm thickness  
224x324x100mm



SC208  
S/S Colandar  
0.8mm thickness  
185x319x80mm



SC209  
S/S Colandar  
0.8mm thickness  
280x330x100mm



SC224  
S/S Colandar  
0.8mm thickness  
361x320x96mm



SC223  
S/S Colandar  
0.8mm thickness  
312x320x100mm



SC940  
S/S Colandar  
1.0mm thickness R25  
415x215x100mm







Delux waste  
Top 4.5"/114mm  
Bottom 2.2"/57mm



Waste A3  
Top 3.5"/90mm  
Bottom 2"/50mm



Waste A4  
Top 3.5"/90mm  
Bottom 2"/50mm



Waste A9  
Square waste



Waste A1  
Top 3.5"/90mm  
Bottom 1.5"/38mm



Waste A13  
Top 3.5"/90mm  
Bottom 1.5"/38mm



Waste A5  
Top 3.5"/90mm  
Bottom 1.5"/38mm



Waste A9A  
Square waste



Waste A6  
Top 4.5"/114mm  
Bottom 3.5"/90mm



Waste A7  
Top 5.5"/140mm  
Bottom 1.5"/38mm



Waste A11  
waste with square overflow



Waste A10A  
Square waste  
with overflow



Waste A2  
Waste with overflow  
Top 3.5"/90mm  
Bottom 1.5"/38mm



Waste A2A  
Waste with overflow  
Top 3.5"/90mm  
Bottom 1.5"/38mm



Waste A4B  
Waste with overflow  
Top 3.5"/90mm  
Bottom 2"/50mm



Sealing Tape



BY PASS-KIT



Side By Pass-Kit



PM9  
PM9 Clip



PM2  
PM2 Clip



PM4  
PM4 Clip



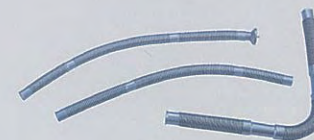
PM3  
PM3 Clip



PM4D  
PM4D Clip



PM8  
PM8 Clip




Soft Plastic Pipe



PA  
Plastic Pipe  
(For Single Bowl) PA



PM-Double bowl  
Plastic Pipe  
(For Double Bowl) PM



PM-3 bowl  
Plastic Pipe  
(For 3 Bowl) PM




































































Waste012  
Waste and plastic Pipe  
(For 2 Bowl)







 RH4347 820x500(mm) P.34	 RH4360 1020x500(mm) P.34	 RH4361 1120x500(mm) P.34	 RH4351 1200x500(mm) P.34	 RH1691 615x500(mm) P.35	 RH1690 640x500(mm) P.35	 RH1692 760x430(mm) P.35
 RH1693 760x430(mm) P.35	 RH2658 780x480(mm) P.35	 RH3690 980x480(mm) P.35	 RH1630 800x500(mm) P.36	 RH1649 820x500(mm) P.36	 RH4652 1160x500(mm) P.36	 RH1688 1020x500(mm) P.36
 RH1689 1160x500(mm) P.36	 RH5219 430x430(mm) P.37	 RH5218 450x450(mm) P.37	 RH5228 450x450(mm) P.37	 RH5229 500x500(mm) P.37	 RH116 290x290(mm) P.37	 RH117 400x300(mm) P.37
 RH5317 870x470(mm) P.38	 RH5318 870x470(mm) P.38	 RH5617 870x470(mm) P.38	 RH6231 550x380(mm) P.39	 RH6235 555x455(mm) P.39	 RH6236 600x500(mm) P.39	 RH6216 630x470(mm) P.39
 RH6232 550x450(mm) P.39	 RH6234 600x500(mm) P.39	 RH6218 532x432(mm) P.40	 RH6231B 550x380(mm) P.40	 RH6235B 555x455(mm) P.40	 RH6236B 600x500(mm) P.40	 RH6216B 630x470(mm) P.40
 RH1337 900x540(mm) P.40	 RH1336 900x540(mm) P.41	 RH6338 1000x500(mm) P.41	 RH6339 1000x500(mm) P.41	 RH1335 1005x600(mm) P.41	 RH1444 1200x610(mm) P.41	 RH1447 1200x540(mm) P.42
 RH1350 1500x600(mm) P.42	 RH207A 340x240(mm) P.43	 RH241A 323x380(mm) P.43	 RH208A 340x205(mm) P.43	 RH209A 350x300(mm) P.43	 RH223A 355x345(mm) P.43	 RH224A 380x340(mm) P.43
 RH240A 410x471(mm) P.44	 RH212A 435x370(mm) P.44	 RH238A 450x390(mm) P.44	 RH239A 450x420(mm) P.44	 RH315A 454x434(mm) P.44	 RH314A 470x440(mm) P.44	 RH235A 520x420(mm) P.45
 RH250A 529x429(mm) P.45	 RH236A 575x470(mm) P.45	 RH216A 590x430(mm) P.45	 RH7305 500x520(mm) P.45	 RH7211 590x530(mm) P.45	 RH7608 600x460(mm) P.46	 RH7609 600x460(mm) P.46
 RH7210 780x460(mm) P.46	 RH7222 800x520(mm) P.46	 RH7208 805x520(mm) P.46	 RH7214 813x480(mm) P.46	 RH7215 825x533(mm) P.48	 RH7207 830x520(mm) P.48	 RH7209 890x520(mm) P.48

 RH7909 975x530(mm) P.48	 RH7503 1040x520(mm) P.48	 RH6332 760x430(mm) P.49	 RH6330 813x457(mm) P.49	 RH6336 813x430(mm) P.49	 RH6331 915x457(mm) P.49	 RH6337 915x430(mm) P.49
 RH6335 1067x457(mm) P.49	 RH9335 965x500(mm) P.50	 RH2860 860x430(mm) P.50	 RH2861 856x432(mm) P.50	 RH3860 860x435(mm) P.50	 RH5346 862x502(mm) P.50	 RH5366 1002x502(mm) P.50
 RH1515 381x381(mm) P.51	 RH1818 464x464(mm) P.51	 RH2218 580x470(mm) P.51	 RH9322 640x450(mm) P.51	 RH9323 715x440(mm) P.51	 RH2150 1200x435(mm) P.52	 RH2151 1200x435(mm) P.52
 RH8804 1160x515(mm) P.52	 BL3131 805x805(mm) P.52	 BL3232 830x830(mm) P.52	 GS5347B/W 800x500(mm) P.53	 GS5360B/W 1000x500(mm) P.53	 GS5355B/W 1200x500(mm) P.53	 GS711B/W 1000x535(mm) P.54
 GS751B/W 1000x535(mm) P.54	 GS9348B/W 860x500(mm) P.54	 GS9358B/W 1080x480(mm) P.54	 GS9215B/W 860x500(mm) P.54	 GS5317B/W 870x470(mm) P.54	 LC538B 550x380x870 P.55	 LC560B 560x460x870 P.55
 LC600B 600x500x870 P.55	 LC630B 630x470x870 P.55	 LC560R 560x460x870 P.55	 LC600R 600x500x870 P.55	 LC538L 380x550x870 P.56	 LC560L 460x560x870 P.56	 LC600L 500x600x870 P.56
 LC630L 470x630x870 P.56						