

R&D Tax Incentive: Workload Portfolio 2015/16

s 47E(d)

s 47E(d)

R&D Tax Incentive: Workload Portfolio 2016/17

Protected

s 47E(d)

R&D Tax Incentive: Workload Portfolio 2016/17

Protected

s 47E(d)

TABLE 4 Indirect Compliance Activity 2014-15 & 2013-14 Awareness Raising and Stakeholder Engagement * note that this does not include other indirect activities such as guidance development and business improvement.

Awareness Raising and Stakeholder Engagement – State & Territory Offices – 2014-15												
	Information Sessions to Prospective Customers YTD		Briefings to an Allied Agency (Individuals or Small Groups) YTD		Briefings to a Company, and/or Tax Agent (Individuals or Small Groups) YTD		Information Sessions/ Workshops to audience of Tax Agent Representatives YTD		Information Sessions/ Workshops to audience of Allied Agency Representatives YTD		Representation at Stakeholder Events YTD	
	No. of Presentations	No. of Attendees	No. of Briefings	No. of Attendees	No. of Briefings	No. of Attendees	No. of Presentations	No. of Attendees	No. of Presentations	No. of Attendees	No. of Events	No. of Attendees
NSW	9	156	6	45	6	630	7	154	1	1	33	1,138
VIC	16	25	5	215	14	235	7	151	1	100	50	6,078
QLD	35	1,696	88	274	124	154	8	84	1	3	49	5,405
WA	18	92	59	330	60	91	3	32	8	288	31	4,060
SA/NT	2	80	2	5	22	34	5	36	0	0	5	248
TAS	0	0	0	0	16	25	4	17	1	2	1	150
ACT	0	0	0	0	0	0	0	0	0	0	0	0
Total	80	2,049	160	869	242	1,169	34	474	12	394	169	17,079

Awareness Raising and Stakeholder Engagement – State & Territory Offices - 2013-14												
	Presentation to Prospective Customers YTD		Presentation to Allied Agency Representatives YTD		Provision of Program Briefing to Company, Consultants or Accountants YTD		Delivery of Workshops to Consultants &/or Accountants YTD		Delivery of Workshops to Allied Agency Representatives YTD		Representation at Stakeholder Events YTD	
	No. of Workshops	No. of Attendees	No. of Briefings	No. of Attendees	No. of Events	No. of Attendees	No. of Events	No. of Attendees	No. of Workshops	No. of Attendees	No. of Events	No. of Attendees
ACT	10	48	6	23	5	25	2	16	1	11	3	121
NSW	9	61	3	34	7	48	2	12	0	0	16	129
VIC	15	211	0	0	7	19	6	223	0	0	9	798
QLD	32	1,257	113	355	181	227	8	37	5	11	44	4,979
SA	5	540	2	33	20	90	3	20	0	0	10	1,200
WA	14	92	22	435	16	54	8	113	6	162	30	3,080
TAS	0	0	0	0	22	30	0	0	0	0	0	0
Total	85	2,209	146	880	258	493	29	421	12	184	112	10,307

Instructions: Enter the 3 Character short form month at "F3" (This will update the sheet) Then follow steps per Instruction Sheet

National Excom Statistics for Jun 2015

s 47E(d)

Instructions: Enter the 3 Character short form month at "F3" (This will update the sheet). Then follow steps per Instruction Sheet

National Excom Statistics for 2016

s 47E(d)

National PAC Statistics for

Jun

2017

Released under the FOI Act - DIIS

s 47E(d)

AusIndustry Programme Performance Report

Reporting month June 2015

Programme name 2.1 – Research and Development (R&D) Tax
Incentive/Tax Concession

s 47E(d), s47J(1)

Outcome	Programme 4.4 (Business Research, Development and Commercialisation) – R&D Tax Incentive / Tax Concession
Programme status	Entitlement program open to (new and ongoing) registrations
Performance measure	The 2014-15 PBS Performance Measures are: (1) R&D expenditure registered with AusIndustry in order to claim the Tax Incentive or Tax Concession through their annual tax returns; and (2) Number of entities registering R&D expenditure with AusIndustry in order to claim the Tax Incentive or Tax Concession through their annual tax returns.
Programme description	The R&D Tax Incentive programme is the Australian Government's principal measure to encourage industry investment in research and development, offering refundable and non-refundable tax offsets.
General Manager	David Wilson, GM R&D Tax Incentive, ph. (02) 6213 6025, mobile 0451 633 818
Programme Manager	Cathy Mammoliti, A/g Manager, R&D Tax Incentive Programme Management, ph. (02) 6213 7414
Policy Partner	Mark Johnson, Manager Business R&D, ph. (02) 6213 7620, mobile 0412 677 364

Administered funding profile	2014-15	2015-16	2016-17	2017-18
	\$1,673,000	\$4,773,000	\$2,073,000	\$2,073,000

Current Issues	Risks associated with Service Delivery Activities - Registrations: For FY2014-15, 84% of applications have been processed within the Service Standard of 10 business days. Staffing
-----------------------	--

	issues in the first half of the FY resulted in a slippage in processing times, however the Service Standard has been met since January 2015.
--	--

S 47E(d)

Programme Performance Report

Reporting month May 2016

Programme name 3.1 – Research and Development (R&D) Tax
Incentive/Tax Concession

s 47E(d), s47J(1)

Outcome	Programme 4.4 (Business Research, Development and Commercialisation) – R&D Tax Incentive / Tax Concession
Programme status	Entitlement programme open to (new and ongoing) registrations
Performance measure	The 2015-16 PBS Performance Measures are: (1) R&D expenditure registered with AusIndustry in order to claim the Tax Incentive or Tax Concession through their annual tax returns; and (2) Number of entities registering R&D expenditure with AusIndustry in order to claim the Tax Incentive or Tax Concession through their annual tax returns.
Programme description	The R&D Tax Incentive programme is the Australian Government's principal measure to encourage industry investment in research and development, offering refundable and non-refundable tax offsets.
Programme evaluation status	<p>A Review of the R&D Tax Incentive was announced during the launch of the National Innovation and Science Agenda (NISA). The Review was asked to identify opportunities to improve the effectiveness and integrity of the programme, including by sharpening its focus on encouraging additional R&D expenditure. The earlier departmental programme review activities undertaken during 2015 were incorporated into the Review.</p> <p>The Review concluded in April 2016, and the Government was considering its response when parliament was prorogued on 17 April 2016.</p> <p>An internal audit, jointly with ATO, is planned for Q3, 2016-17.</p>
Accountable Officer	Sarah Clough, General Manager R&D Tax Incentive Branch, ph. (02) 6102 9596
Programme Manager	s 22

Policy Partner	s 22
----------------	------

Administered funding profile	2015-16	2016-17	2017-18	2018-19
	\$4,773,000	\$2,073,000	\$2,073,000	\$2,073,000

s 47E(d)

s 47E(d), s47J(1)

s 47E(d)

Dashboard data comments

1. **Registrations:** There are currently 12,982 registrations (14,801 R&D-performing entities) for the 2014-15 income year.

s 47E(d)

4. **IMG:** The most recent Incentive Management Group meeting was held on 10 June 2016 in the Queensland State Office.

Program Performance Report

Reporting month **May 2017**

Program name **Research and Development (R&D) Tax
Incentive/Tax Concession**

s 47E(d), s47J(1)

s 47E(d), s47J(1)

s 47E(d), s47J(1)

s 47E(d), s47J(1)

Risk Filters (R&D Tax Incentive): Definitions/Scores

s 47E(d), s47J(1)

s 47E(d), s47J(1)

s 47E(d), s47J(1)

s 47E(d), s47J(1)

s 47E(d), s47J(1)



An Australian Government Initiative

AusIndustryTM

BUILDING BUSINESS • POWERING PRODUCTIVITY

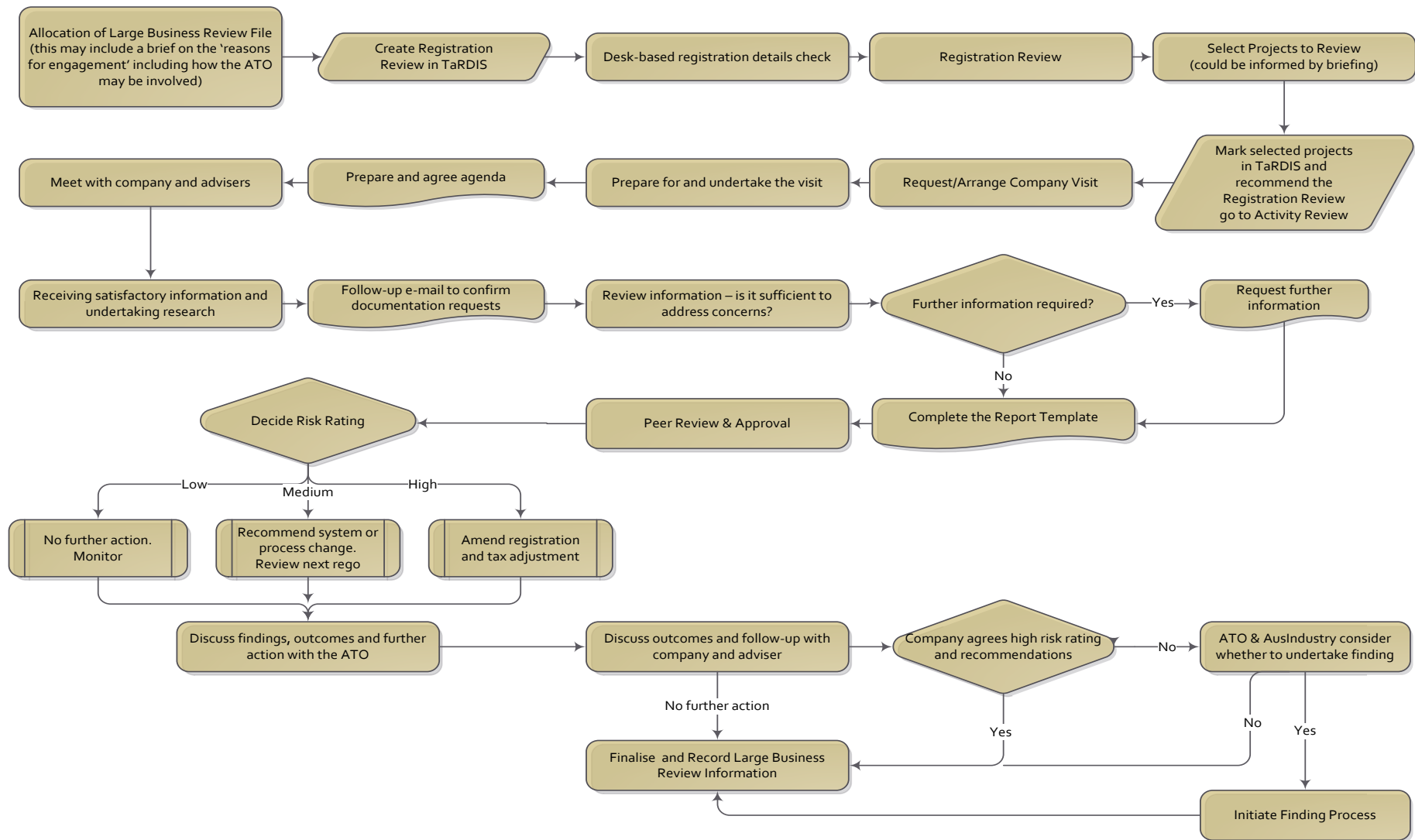
R&D Tax Incentive Large Business Review

Standard Operating Procedure (SOP)

s 47E(d)

s 47E(d)

Large Business Review Process Map



s 47E(d)

s 47E(d)

s 47E(d)

s 47E(d)

s 47E(d)

s 47E(d)

s 47E(d)

s 47E(d)

s 47E(d)

s 47E(d)

s 47E(d)

s 47E(d)

s 47E(d)

s 47E(d)

s 47E(d)

s 47E(d)

s 47E(d)

s 47E(d)



An Australian Government Initiative

AusIndustryTM

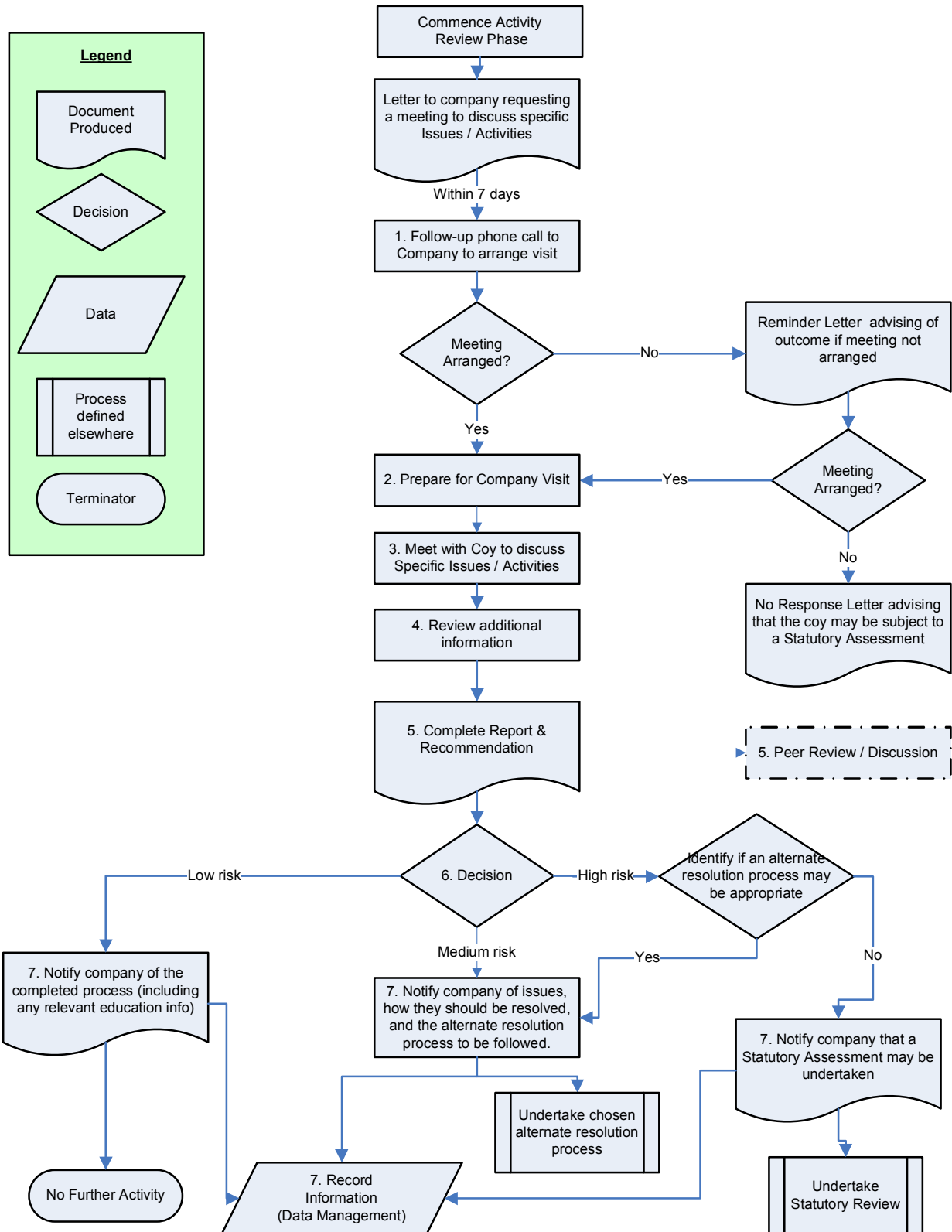
BUILDING BUSINESS • POWERING PRODUCTIVITY

**R&D Tax Incentive Compliance Monitoring
Activity Review
Standard Operating Procedure (SOP)**

s 47E(d)

s 47E(d)

Process map



s 47E(d)

s 47E(d)

s 47E(d)

s 47E(d)

s 47E(d)

s 47E(d)

s 47E(d)

s 47E(d)

.

s 47E(d)

s 47E(d)

Attachment A

s 47E(d)

s 47E(d)

s 47E(d)

s 47E(d)

s 47E(d)

s 47E(d)

s 47E(d)

s 47E(d)

s 47E(d)

s 47E(d)



An Australian Government Initiative

AusIndustryTM

BUILDING BUSINESS • POWERING PRODUCTIVITY

R&D Tax Incentive Compliance Monitoring

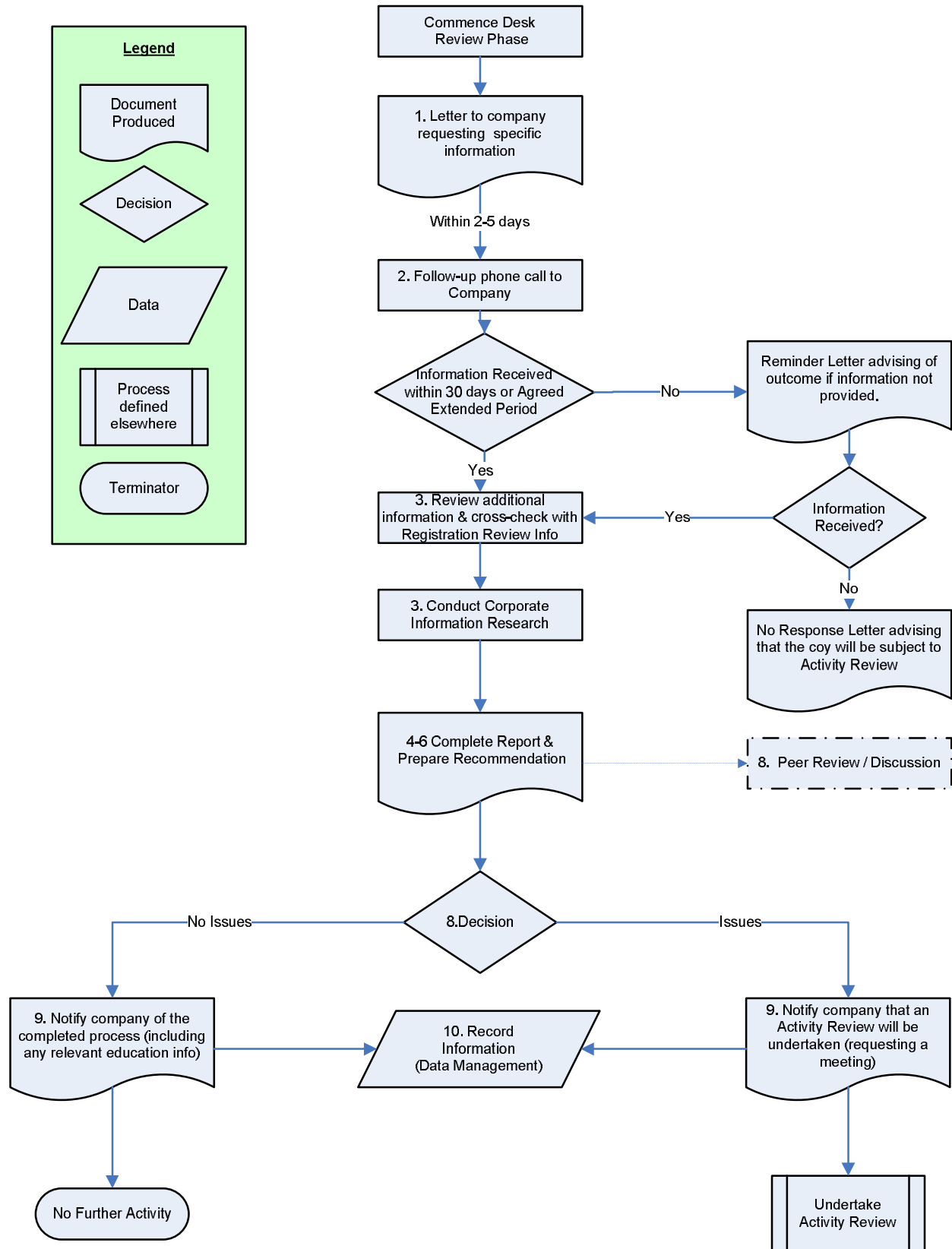
Desk Review

Standard Operating Procedure (SOP)

s 47E(d)

s 47E(d)

Process map



s 47E(d)

s 47E(d)

s 47E(d)

s 47E(d)

s 47E(d)

■

s 47E(d)

s 47E(d)

s 47E(d)

s 47E(d)

s 47E(d)

s 47E(d)

s 47E(d)

s 47E(d)



An Australian Government Initiative

AusIndustryTM

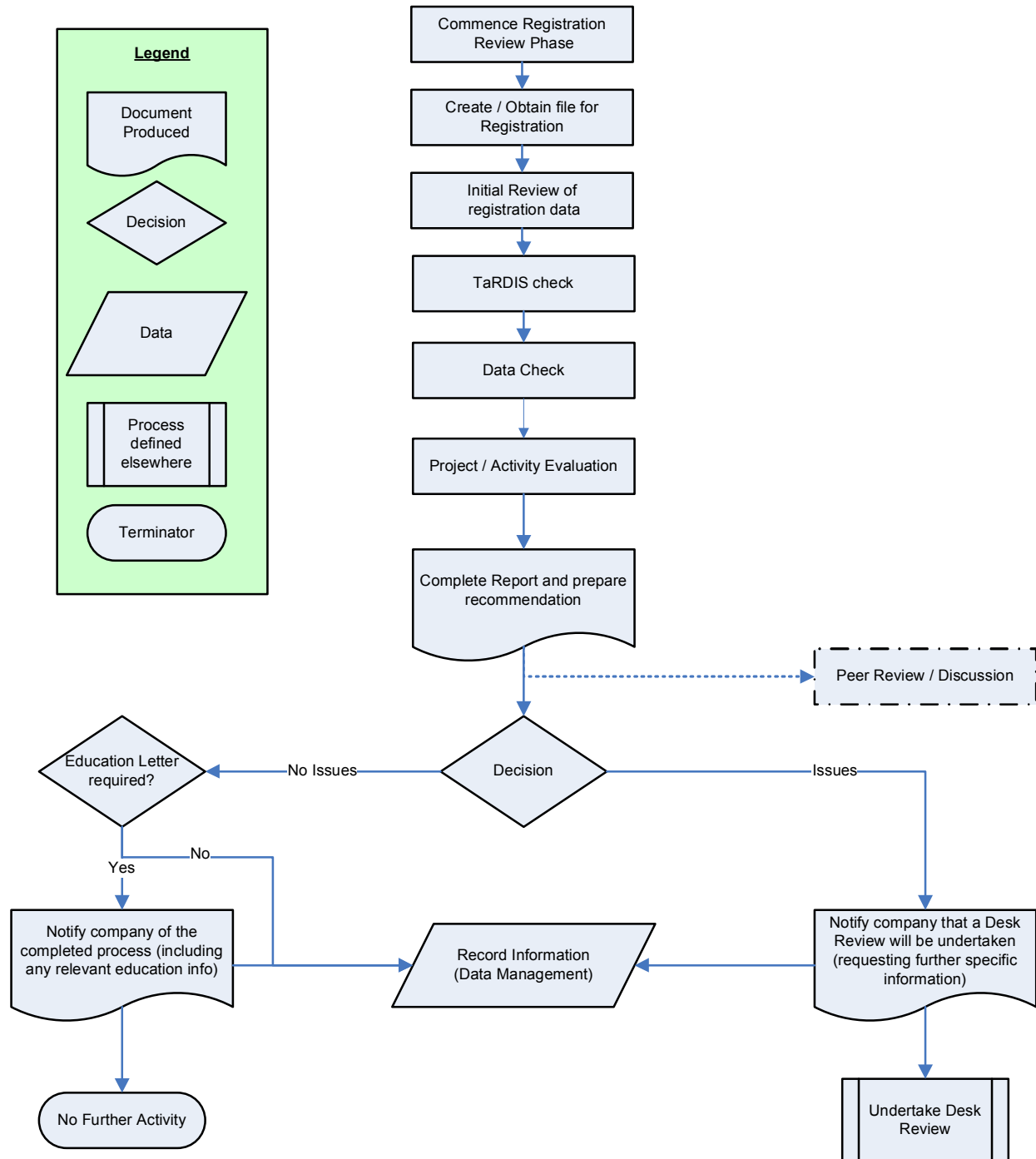
BUILDING BUSINESS • POWERING PRODUCTIVITY

R&D Tax Incentive Compliance Monitoring Registration Review Standard Operating Procedure (SOP)

s 47E(d)

s 47E(d)

Process map



s 47E(d)

s 47E(d)

s 47E(d)

s 47E(d)

s 47E(d)

s 47E(d)

s 47E(d)

s 47E(d)

s 47E(d)

s 47E(d)

s 47E(d)



An Australian Government Initiative

AusIndustryTM

BUILDING BUSINESS • POWERING PRODUCTIVITY

Pre-registration Review (PRR) Standard Operating Procedure (SOP)

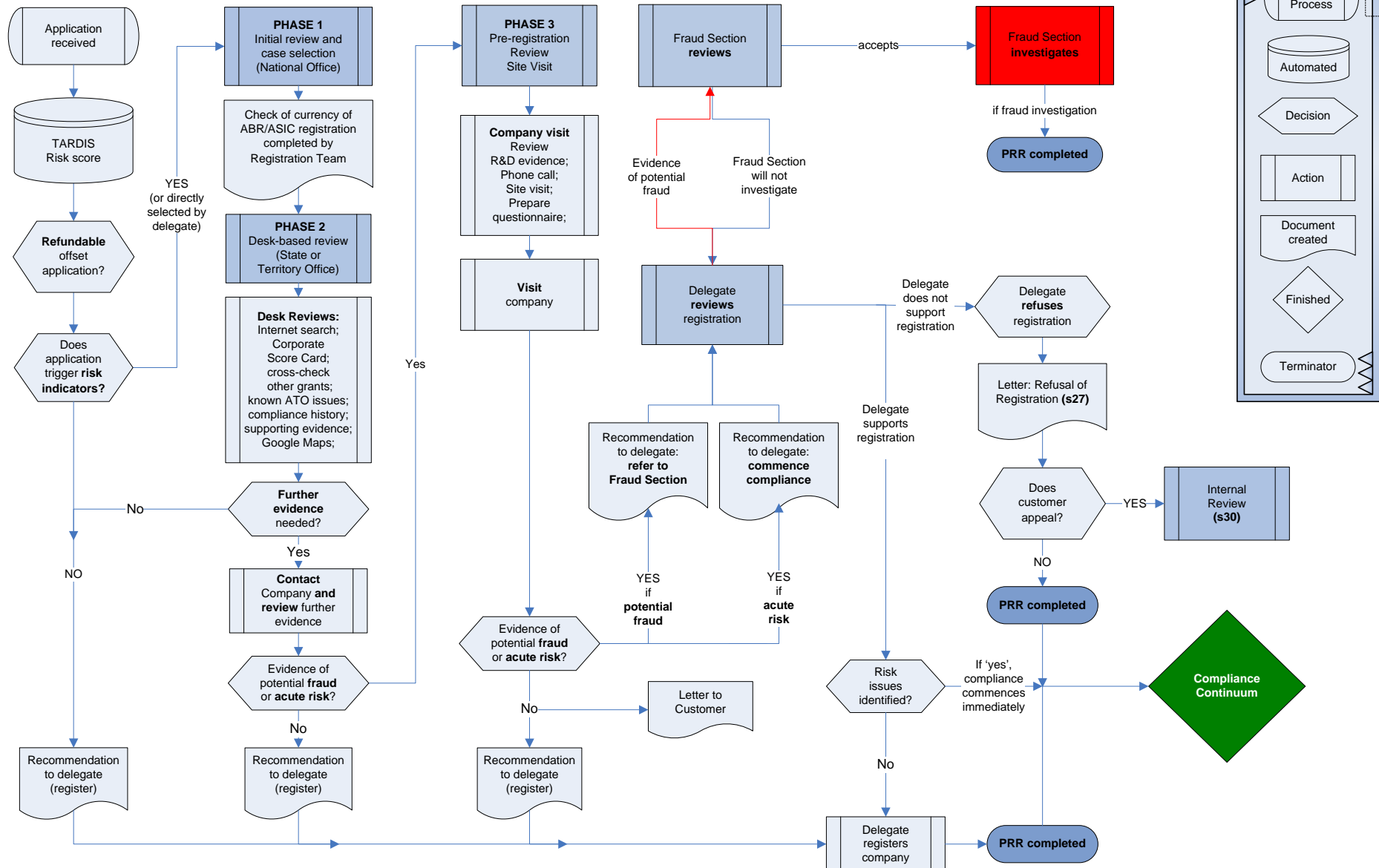
s 47E(d)

s 47E(d)

s 47E(d)

Pre-registration Review (PRR) – Process Flow Chart

v1.0 (09/2013)





Australian Government
Department of Industry,
Innovation and Science

Business

SOP –Post-Registration Finding (Section 27J of the IR&D Act)

Program	R&D Tax Incentive
Version No	2.3
Effective Date	24 July 2015

s 47E(d)

s 47E(d)

s 47E(d)

s 47E(d)

s 47E(d)

s 47E(d)

s 47E(d)

s 47E(d)

s 47E(d)

s 47E(d)

s 47E(d)

s 47E(d)

s 47E(d)

PROTECTED



Australian Government
Department of Industry

Business

business.gov.au
13 28 46
Delivered by AusIndustry™

**Internal Review of Reviewable Decisions
under Section 30D of the
Industry Research and Development Act 1986
(the IR&D Act)**

Standard Operating Procedure (SOP)

s 47E(d)

PROTECTED

s 47E(d)

PROTECTED

s 47E(d)

s 47E(d)

s 47E(d)

s 47E(d)

s 47E(d)

s 47E(d)

s 47E(d)

s 47E(d)

s 47E(d)

s 47E(d)

s 47E(d)

s 47E(d)

s 47E(d)

s 47E(d)

s 47E(d)

s 47E(d)

s 47E(d)

s 47E(d)