



All cases on hand 2019/20 - World Trade Organisation (WTO) count*


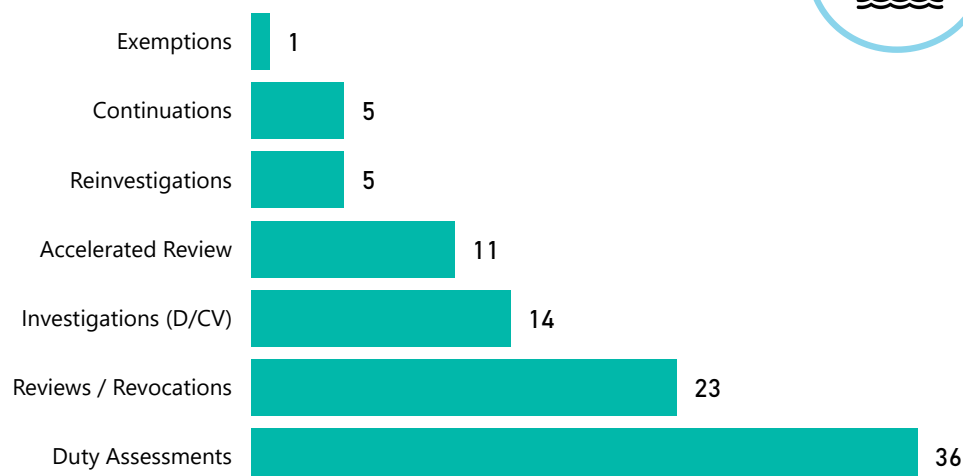
Case Load since 2018/19	Carried Fwd from 2018/19	Received 2019/20	Initiated 2019/20	Rejected/ Withdrawn 2019/20	Finalised 2019/20	Cases on Hand - WTO Count
Accelerated Reviews	7	14	15	0	10	11
Anti-circumvention	1	0	0	0	1	0
Continuations	12	3	5	0	10	5
Duty Assessments	32	20	20	2	14	36
Exemptions	10	1	4	0	10	1
Investigations D/CV (inc Resumed)	8	11	0	3	2	14
Reinvestigations	0	5	5	0	0	5
Reviews / Revocations	13	18	21	0	8	23
Total	83	72	70	5	55	95

95
Total cases on hand (WTO)

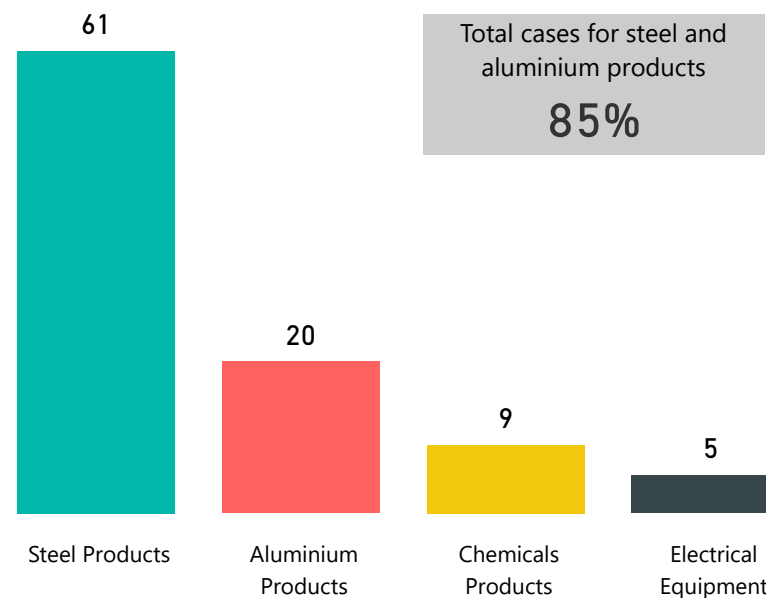
*For example, an application for both dumping and countervailing measures in each of two countries equals four cases on a WTO count



Cases on hand by investigation type



Cases on hand by industry sector



Total cases for steel and aluminium products
85%

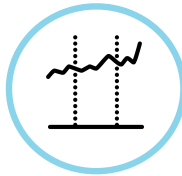
Performance Indicators 2019/20 Financial Year as at 31-December-2019



Australian Government
Department of Industry,
Innovation and Science

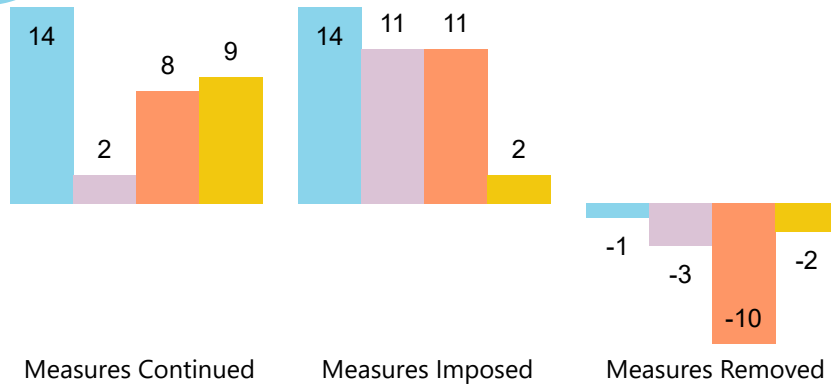
Anti-Dumping
Commission

As at 31-December-2019 Australia has 81 measures in force over 22 countries and 27 commodities. Which is made up of 70 dumping measures, 11 countervailing measures and 0 provisional measures.

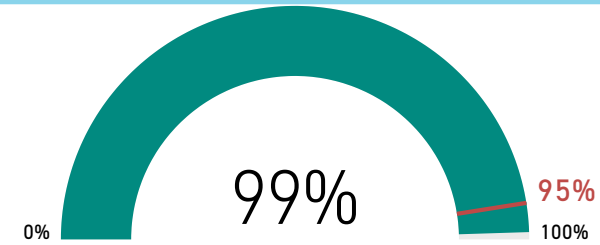


Measures imposed, continued and removed

● 2016-17 ● 2017-18 ● 2018-19 ● 2019-20 YTD

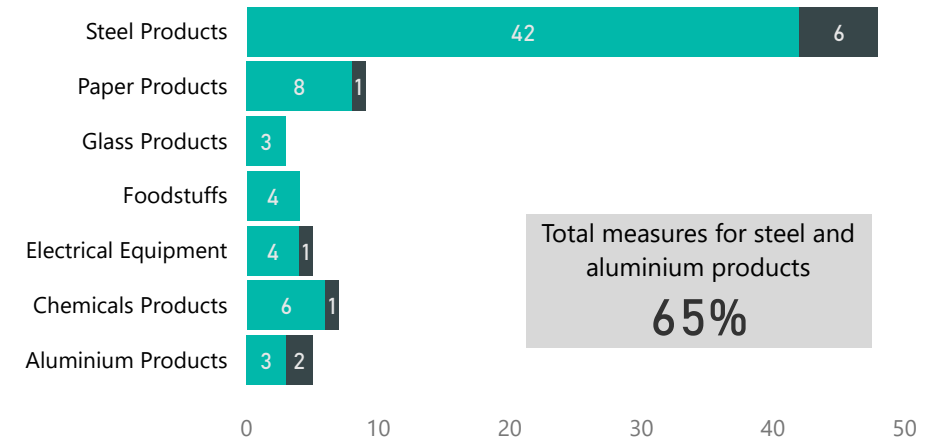


Enquires resolved within 2 working days (95% target)



Measures by industry sector

● Dumping Measures ● Countervailing Measures ● Provisional Measures



Total measures for steel and aluminium products
65%



Measures in force by country

● Dumping Measures ● Countervailing Measures ● Provisional Measures

