



All cases on hand 2020/21 - World Trade Organisation (WTO) count*


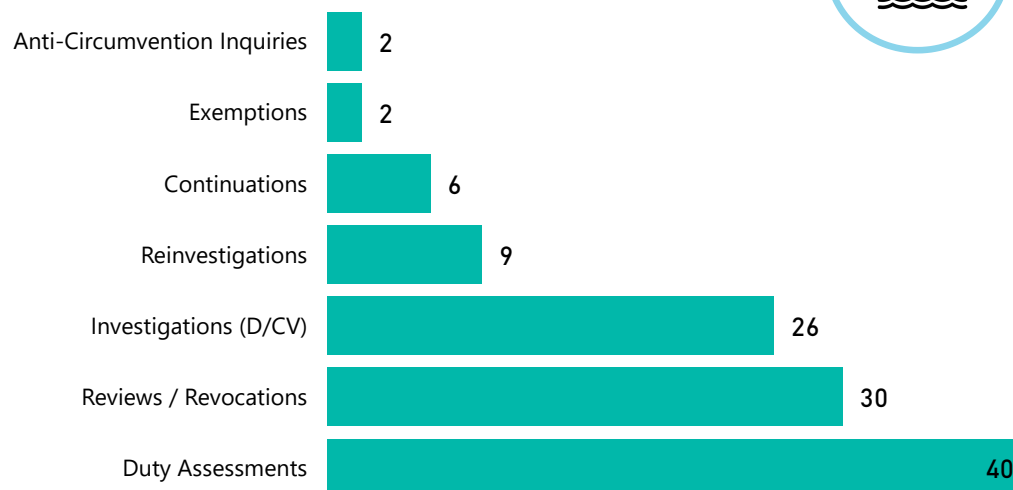
Case Type	Carried Fwd from 2019/20	Received 2020/21	Initiated 2020/21	Rejected/ Withdrawn 2020/21	Finalised 2020/21	Cases on Hand - WTO Count
Accelerated Reviews	2	0	0	2	0	0
Anti - Circ	2	0	0	0	0	2
Exemptions	3	1	1	1	1	2
Continuations	8	5	6	0	7	6
Reinvestigations	10	1	1	0	2	9
Investigations D/CV (inc Resumed)	28	0	4	1	1	26
Reviews / Revocations	30	8	7	0	8	30
Duty Assessments	33	17	13	3	7	40
Total	116	32	32	7	26	115

115
Total cases on hand (WTO)

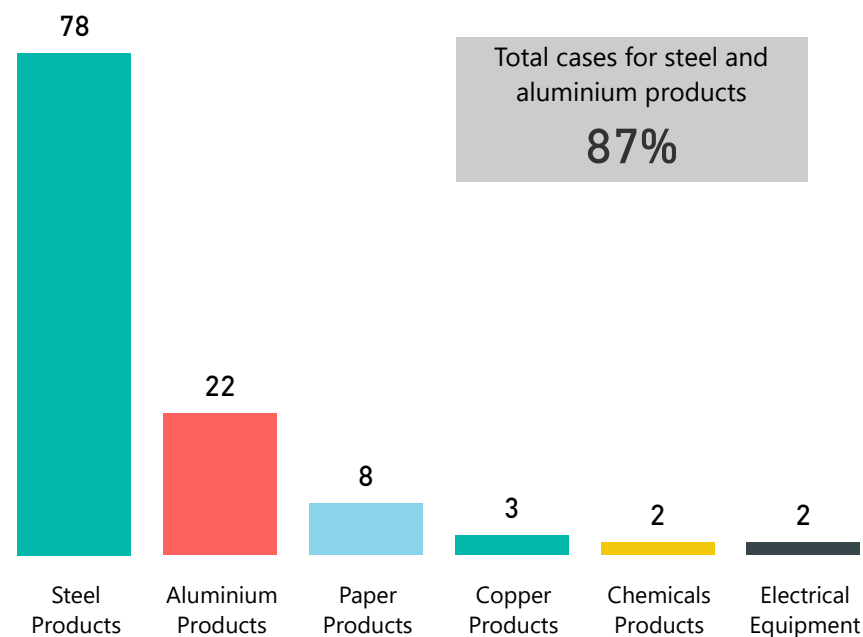
*For example, an application for both dumping and countervailing measures in each of two countries equals four cases on a WTO count



Cases on hand by investigation type



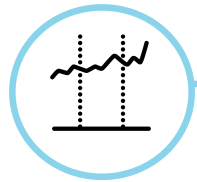
Cases on hand by industry sector



Total cases for steel and aluminium products
87%

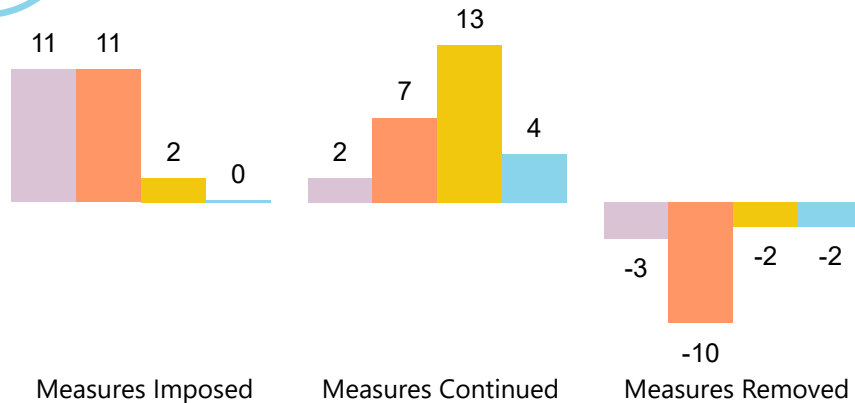


As at 31-December-2020 Australia has 80 measures in force over 22 countries and 29 commodities. Which is made up of 67 dumping measures, 11 countervailing measures and 2 provisional measures.

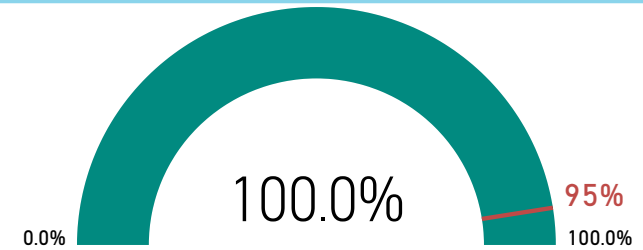


Measures imposed, continued and removed

● 2017-18 ● 2018-19 ● 2019-20 ● 2020-21

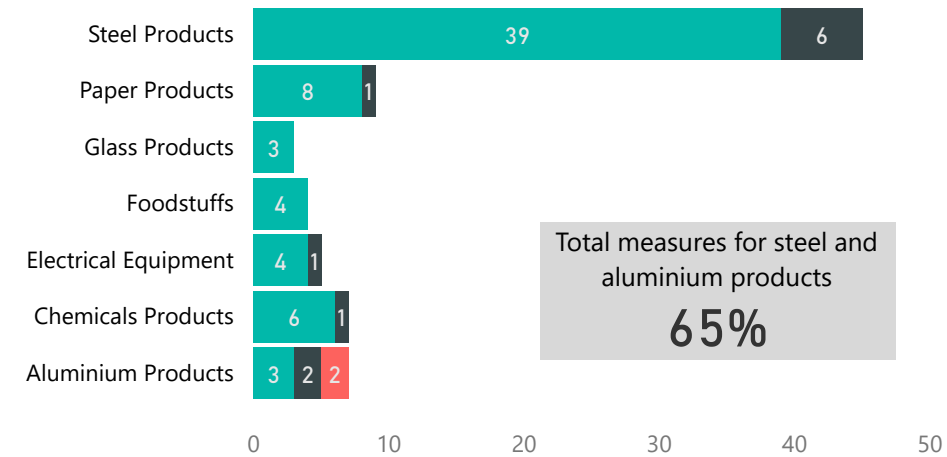


Enquiries resolved within 2 working days (95% target)



Measures by industry sector

● Dumping Measures ● Countervailing Measures ● Provisional Measures



Total measures for steel and aluminium products
65%



Measures in force by country

● Dumping Measures ● Countervailing Measures ● Provisional Measures

