



All cases on hand 2020/21 - World Trade Organisation (WTO) count*


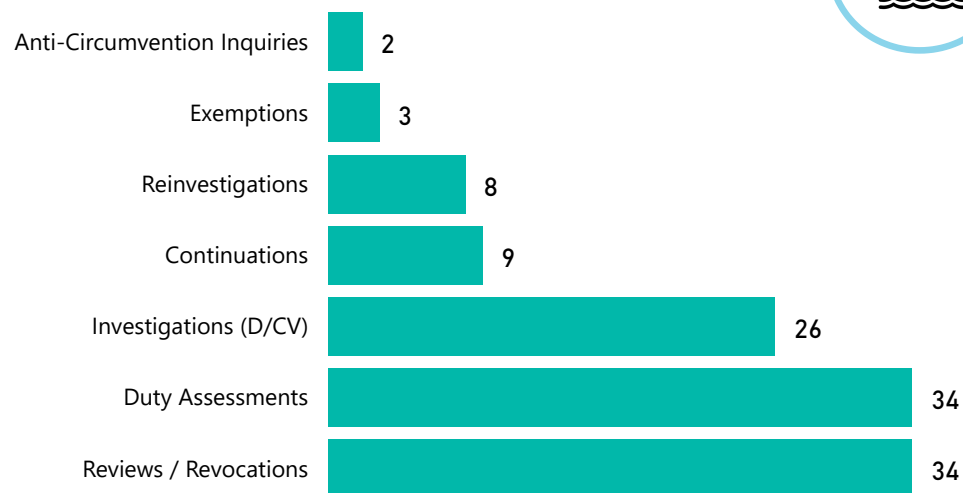
Case Load since 2019/20	Carried Fwd from 2019/20	Received 2020/21	Initiated 2020/21	Rejected/ Withdrawn 2020/21	Finalised 2020/21	Cases on Hand - WTO Count
Accelerated Reviews	2	0	0	2	0	0
Anti - Circ	2	0	0	0	0	2
Continuations	8	2	3	0	1	9
Duty Assessments	33	1	2	0	0	34
Exemptions	3	1	1	1	0	3
Investigations D/CV (inc Resumed)	28	0	4	1	1	26
Reinvestigations	10	0	0	0	2	8
Reviews / Revocations	30	7	6	0	3	34
Total	116	11	16	4	7	116

116
Total cases on hand (WTO)

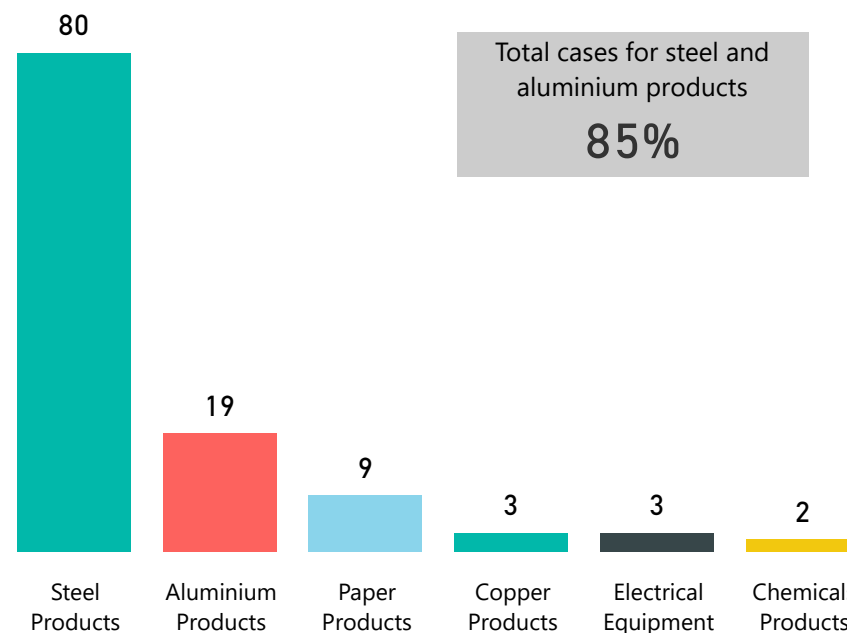
*For example, an application for both dumping and countervailing measures in each of two countries equals four cases on a WTO count



Cases on hand by investigation type



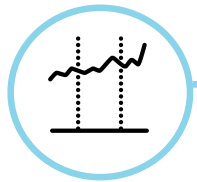
Cases on hand by industry sector



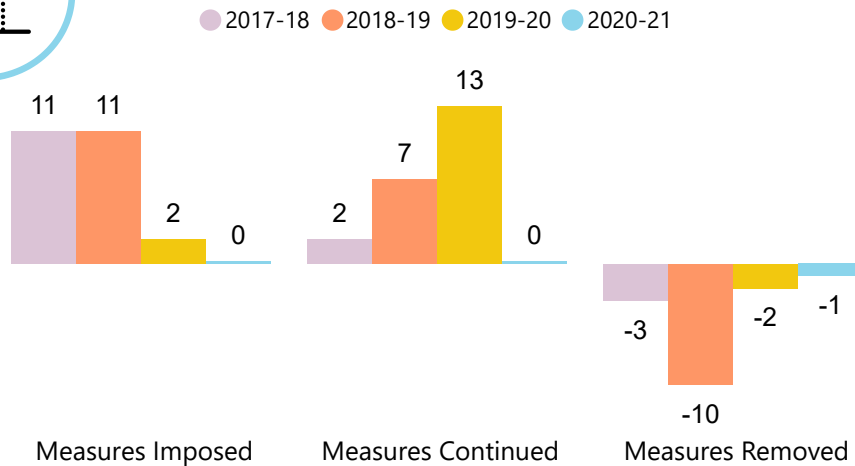
Total cases for steel and aluminium products
85%



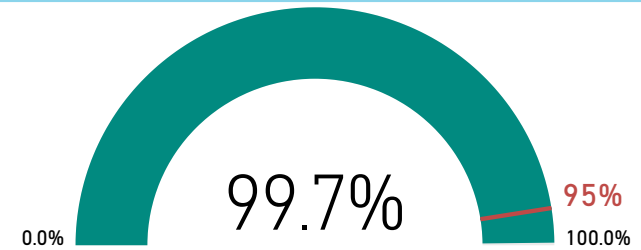
As at 30-September-2020 Australia has **79** measures in force over **22** countries and **27** commodities. Which is made up of **68** dumping measures, **11** countervailing measures and **0** provisional measures.



Measures imposed, continued and removed

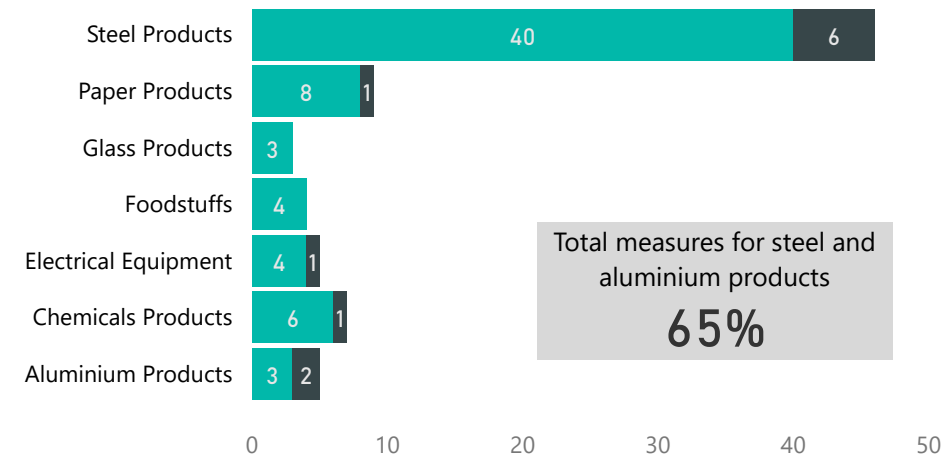


Enquiries resolved within 2 working days (95% target)



Measures by industry sector

● Dumping Measures ● Countervailing Measures ● Provisional Measures



Total measures for steel and aluminium products
65%



Measures in force by country

● Dumping Measures ● Countervailing Measures ● Provisional Measures

