



All cases on hand 2019/20 - World Trade Organisation (WTO) count*


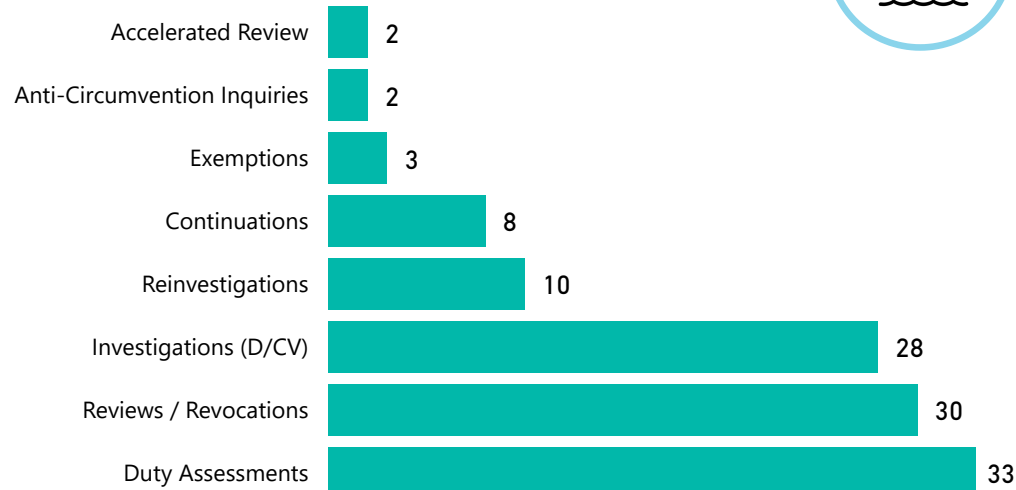
| Case Load since 2018/19 | Carried Fwd from 2018/19 | Received 2019/20 | Initiated 2019/20 | Rejected/ Withdrawn 2019/20 | Finalised 2019/20 | Cases on Hand - WTO Count |
|-----------------------------------|--------------------------|------------------|-------------------|-----------------------------|-------------------|---------------------------|
| Accelerated Reviews | 7 | 16 | 15 | 0 | 21 | 2 |
| Anti-circumvention | 1 | 0 | 2 | 0 | 1 | 2 |
| Continuations | 12 | 10 | 11 | 0 | 14 | 8 |
| Duty Assessments | 32 | 34 | 34 | 2 | 31 | 33 |
| Exemptions | 10 | 3 | 4 | 0 | 10 | 3 |
| Investigations D/CV (inc Resumed) | 8 | 44 | 23 | 15 | 9 | 28 |
| Reinvestigations | 0 | 15 | 15 | 0 | 5 | 10 |
| Reviews / Revocations | 13 | 28 | 30 | 6 | 10 | 30 |
| Total | 83 | 150 | 134 | 23 | 101 | 116 |

116
Total cases on hand (WTO)

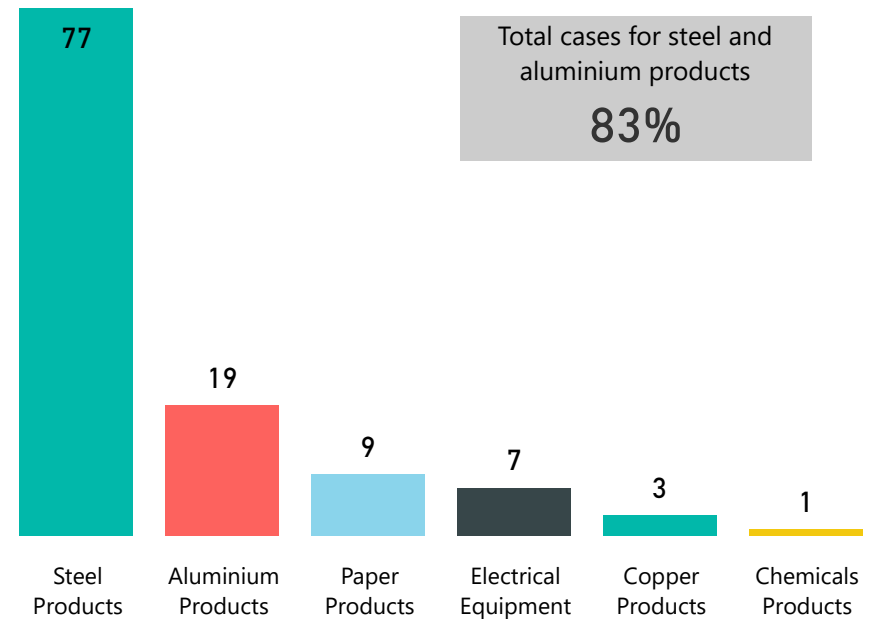
*For example, an application for both dumping and countervailing measures in each of two countries equals four cases on a WTO count



Cases on hand by investigation type



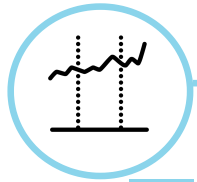
Cases on hand by industry sector



Total cases for steel and aluminium products
83%

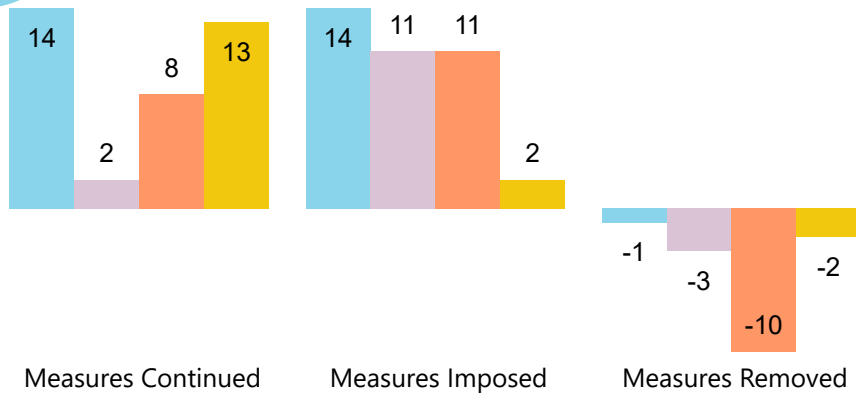


As at 30-June-2020 Australia has 80 measures in force over 22 countries and 27 commodities. Which is made up of 69 dumping measures, 11 countervailing measures and 0 provisional measures.

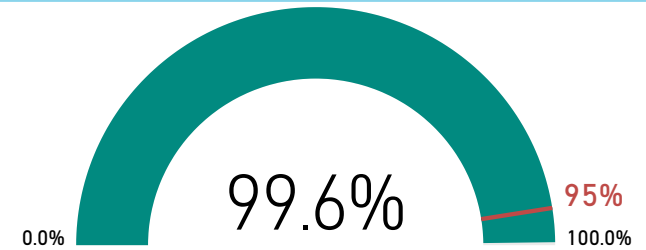


Measures imposed, continued and removed

● 2016-17 ● 2017-18 ● 2018-19 ● 2019-20

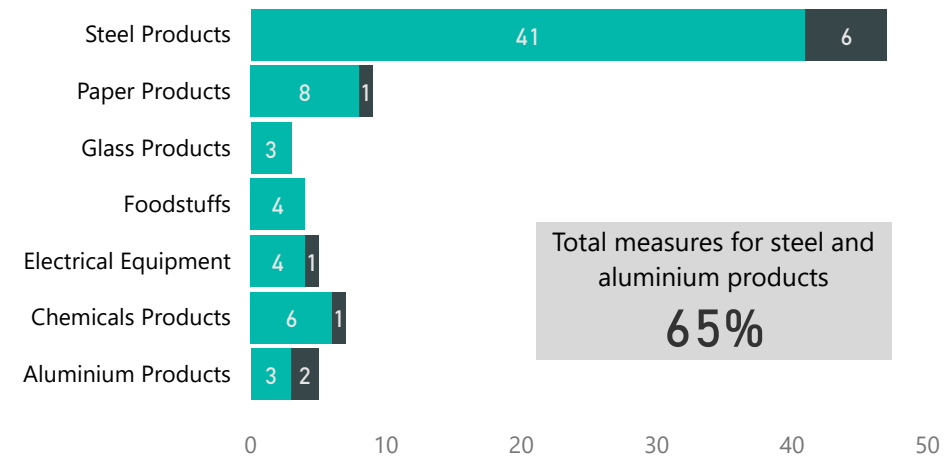


Enquiries resolved within 2 working days (95% target)



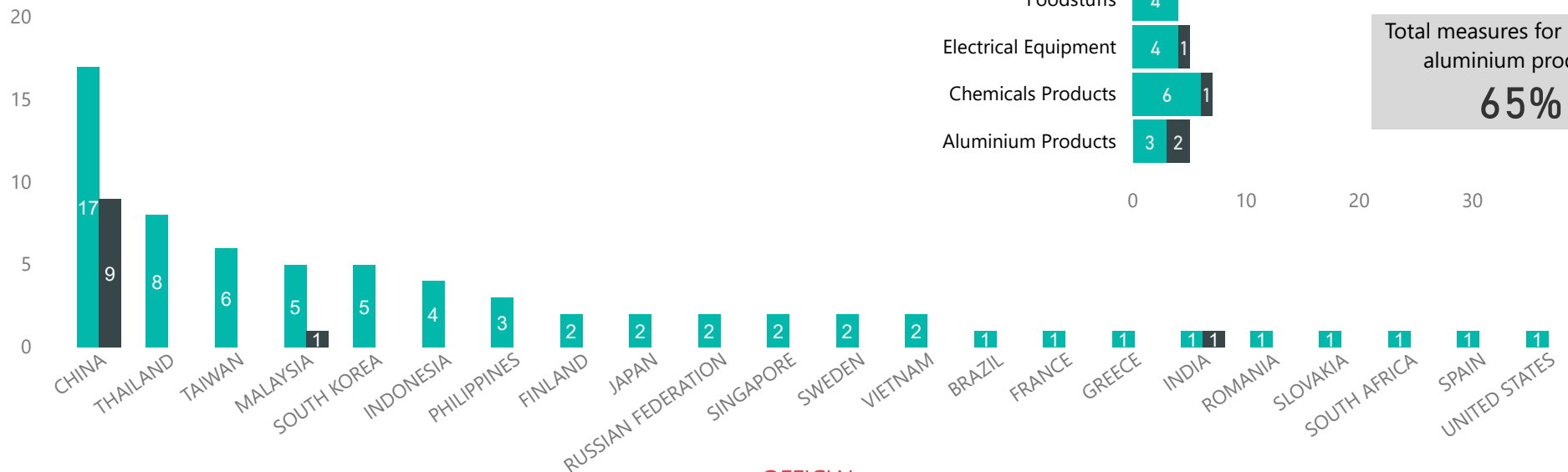
Measures by industry sector

● Dumping Measures ● Countervailing Measures ● Provisional Measures



Measures in force by country

● Dumping Measures ● Countervailing Measures ● Provisional Measures



Total measures for steel and aluminium products
65%